



# MICHIGAN PNEUMATIC TOOL

Industrial Air Tools



Serving All Industries

- Petro Chemical
- Construction
- Demolition
- Assembly
- Rental

# TOOL QUALIFIER

1-800-521-8104 • [www.michiganpneumatic.com](http://www.michiganpneumatic.com)

# THE QUESTIONS AND SPECIFICATIONS YOU NEED TO KNOW

## Index

Chipping Hammers .....	1
Clay Diggers .....	2
Drills (Large) .....	3
Drills (Corner) .....	4
Drills (Small) .....	5
Die Grinders .....	6
Grinders .....	7
Hoists .....	8
Impact Wrenches .....	9
Nutrunners .....	10
Pavement Breakers .....	11
Pulsus Tools .....	12
Rivet Busters .....	13
Riveters (Compression) .....	14
Riveters (Pull, Pop, Blind) .....	15
Rivet-Nut Tools .....	16
Rock Drills .....	17
Sanders .....	18
Scaling Hammers / Needle Scalars .....	19
Screwdrivers .....	20
Tuggers / Winches .....	21

## Purpose

This booklet is designed to provide customers, sales and service team members with the questions they need in order to prepare an effective quote, or as a guide in selecting the right tool and accessories for the job.

Use the forms found in this booklet as a guideline and any one of our experienced sales or service team members will be happy to help you find the tool you're looking for.

MPT is dedicated to providing our customers with the highest level of expertise and customer service anywhere in the U.S. Whether you are searching for that one of a kind tool, or just need some help deciding which of our pavement breakers are going to get the job done, call on MPT.

Michigan Pneumatic Tool  
Romulus, MI

**1-800-521-8104**

[mpt@michiganpneumatic.com](mailto:mpt@michiganpneumatic.com)

[www.michiganpneumatic.com](http://www.michiganpneumatic.com)

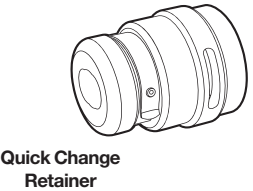
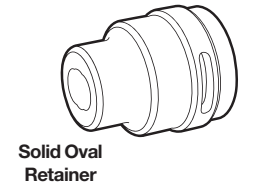
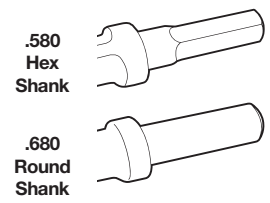
**Fax (313) 933-0440**

# Pneumatic Tool Qualification Questionnaire

Company Name: \_\_\_\_\_ Current Customer  New Customer   
 Contact: \_\_\_\_\_ Phone: \_\_\_\_\_ Distributor  End User

For a **Chipping Hammer**, you need to know:

1.  New  Rebuilt
2. Length of stroke      1"      2"      3"      4"
3. Gooseneck / 4-Bolt D-Handle (Inside Lever / Outside Lever) \_\_\_\_\_
4. Shank: Hex (.580) / Round (.680) \_\_\_\_\_
5. Retainer Type (Solid Oval / Solid Round / Quick Change) \_\_\_\_\_
6. Describe application and frequency of use \_\_\_\_\_
7. What tool does the customer currently use? \_\_\_\_\_
8. Preferred brand / Model No. \_\_\_\_\_

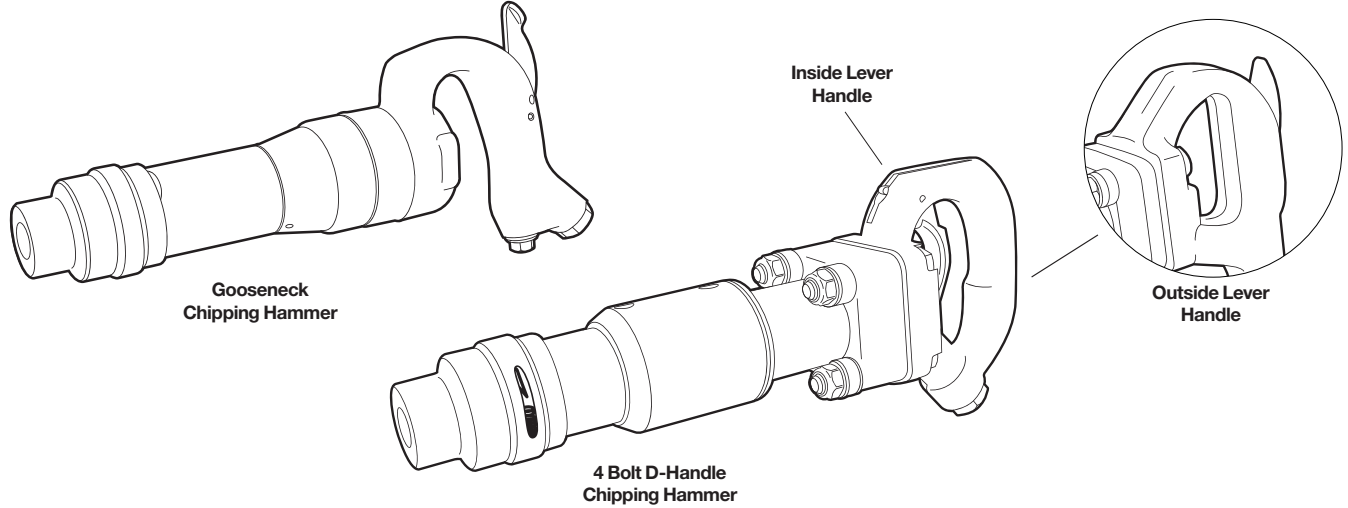


**Suggested Accessories:**

- OIL-085 Air Tool Oil
- 0-R Air Line Lubricator
- Air Hoses
- L-1-WHIP or MP-4HW Whip Hose Assembly
- L-3-WHIP or MP-4HW-0.500 Whip Hose Assembly
- 1194-2 Retainer Spring
- Chisels
- SLC1 Safety Lock Cables
- AC1 Safety Lock Clips
- S7F Single Moisture Separator
- Would you like a parts print with the tool?

**Notes:** \_\_\_\_\_

**Suggested tool:** \_\_\_\_\_



# Pneumatic Tool Qualification Questionnaire

Company Name: \_\_\_\_\_ Current Customer  New Customer   
 Contact: \_\_\_\_\_ Phone: \_\_\_\_\_ Distributor  End User

For a **Clay Digger**, you need to know:

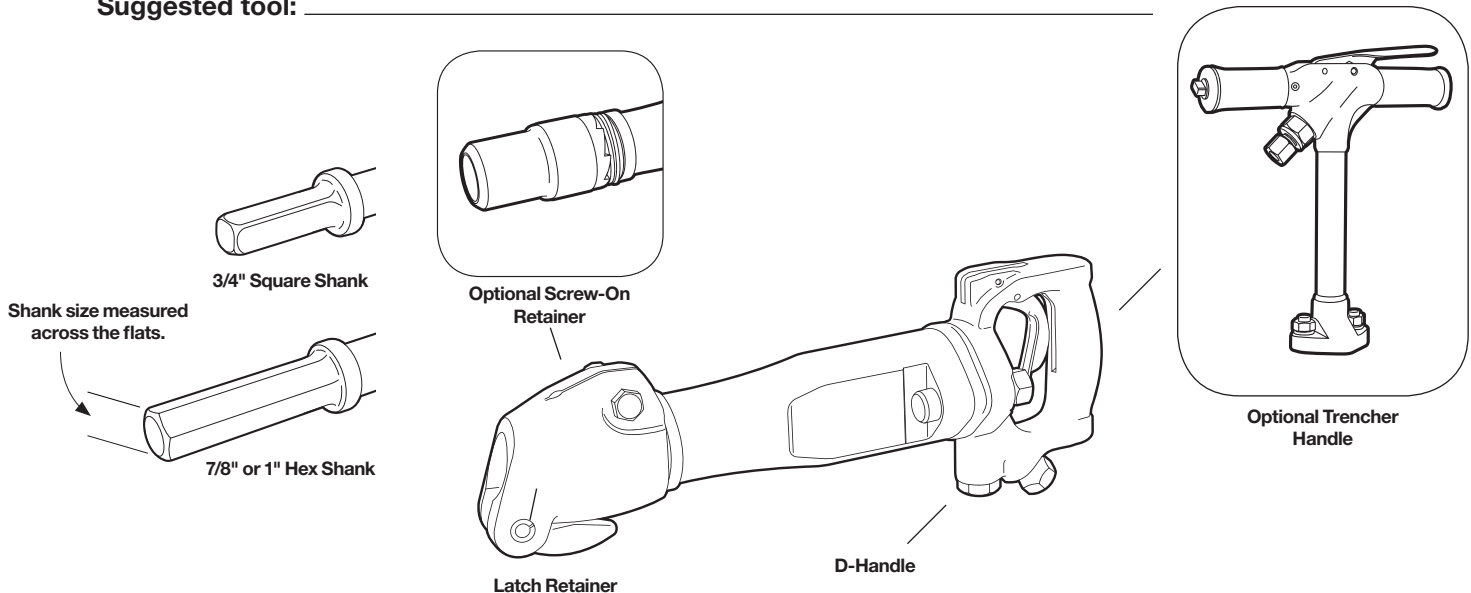
1.  New  Rebuilt
2. Weight Class (20 lb / 30 lb) \_\_\_\_\_
3. D-Handle / Trencher Handle \_\_\_\_\_
4. Shank Size (3/4" x 2-3/4" Sq.; 7/8" x 3-1/4" Hex; 1" x 4-1/4" Hex) \_\_\_\_\_
5. Type of Retainer (Screw-On / Latch Type) \_\_\_\_\_
6. Chisels / Clay Spades \_\_\_\_\_
7. Describe Application \_\_\_\_\_
8. What tool does the customer currently use? \_\_\_\_\_
9. Preferred brand / Model No. \_\_\_\_\_

**Suggested Accessories:**

- OIL-085 Air Tool Oil
- 1-R Air Line Lubricator
- Air Hoses
- Whip Hose
- Retainer Parts If Latch Type
- Spade Bits / Chisels
- Retainer Parts If Screw-on Type
- SLC1 Safety Lock Cables / Whip Checks / AC1 Safety Lock Clips
- S7F Single Moisture Separator
- Would you like a parts print with the tool?

**Notes:** \_\_\_\_\_

**Suggested tool:** \_\_\_\_\_

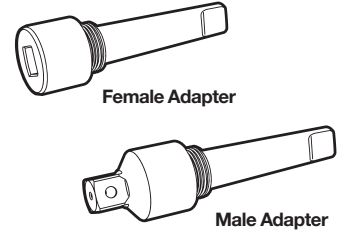


# Pneumatic Tool Qualification Questionnaire

Company Name: \_\_\_\_\_ Current Customer  New Customer   
 Contact: \_\_\_\_\_ Phone: \_\_\_\_\_ Distributor  End User

## For Drills (Large), you need to know:

1.  New  Rebuilt
2. Type of Chuck:  
 Wood Borer (1/2", 5/8", 3/4")  
 Morse Taper (1MT, 2MT, 3MT, 4MT, 5MT)  
 Square Drive Adapter: Male or Female (1/2", 5/8", 3/4", 1", 1-1/4", 1-1/2")  
 Chuck Size: (1/2", 5/8", 3/4")
3. RPM needed *(based on drill bit diameter & material)* \_\_\_\_\_
4. Maximum or largest size bit / reamer used \_\_\_\_\_
5. Reversible / Non-Reversible \_\_\_\_\_
6. Type of Throttle (Roll / Lever / Remote Control) \_\_\_\_\_
7. Horsepower \_\_\_\_\_
8. Describe application and frequency of use \_\_\_\_\_
9. What tool does the customer currently use? \_\_\_\_\_
10. Preferred brand / Model No. \_\_\_\_\_

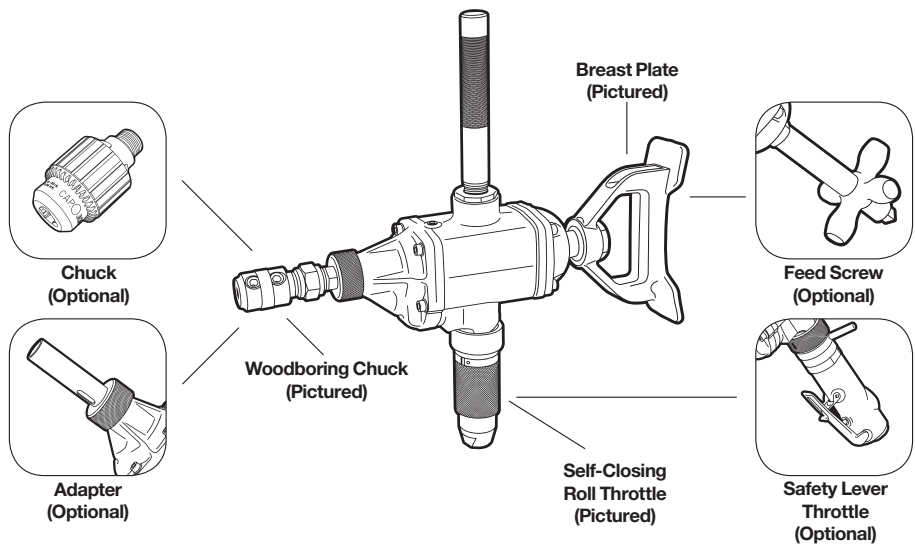


### Suggested Accessories:

- OIL-085 Air Tool Oil
- 1-R Air Line Lubricator
- Air Hose
- Whip Hose
- Plugs / Couplers / CP Fittings
- AC1 Safety Lock Clips
- S7F Single Moisture Separator
- Would you like a parts print with the tool?

Notes: \_\_\_\_\_

Suggested tool: \_\_\_\_\_



# Pneumatic Tool Qualification Questionnaire

Company Name: \_\_\_\_\_ Current Customer  New Customer   
Contact: \_\_\_\_\_ Phone: \_\_\_\_\_ Distributor  End User

For **Drills (Corner)**, you need to know:

1.  New  Rebuilt
2. Morse Taper Size (1MT, 2MT, 3MT, 4MT, 5MT) or Chuck Size \_\_\_\_\_
3. RPM needed (*based on drill bit diameter & material*) \_\_\_\_\_
4. Maximum or largest size bit / reamer used \_\_\_\_\_
5. Reversible or Non-Reversible \_\_\_\_\_
6. Horsepower \_\_\_\_\_
7. Describe application and frequency of use \_\_\_\_\_
8. What tool does the customer currently use? \_\_\_\_\_
9. Preferred brand / Model No. \_\_\_\_\_

**Suggested Accessories:**

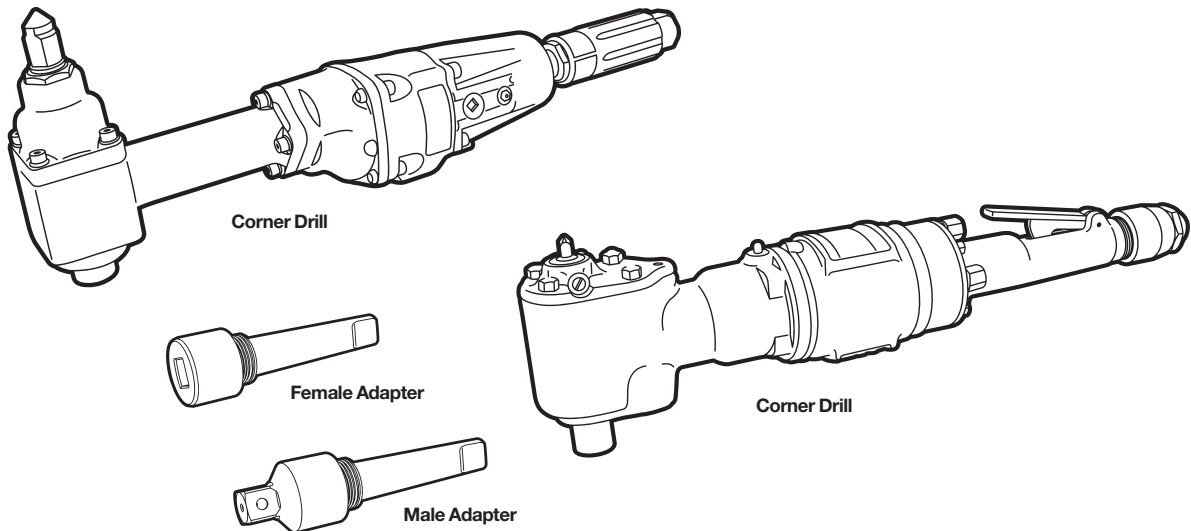
- OIL-085 Air Tool Oil
- 1-R Air Line Lubricator
- Air Hose
- Whip Hose
- Plugs / Couplers / CP Fittings
- S7F Single Moisture Separator
- AC1 Safety Lock Clips
- Would you like a parts print with the tool?

**Notes:** \_\_\_\_\_

**Suggested tool:** \_\_\_\_\_

**FEATURE:**

Integral feed screw to drive the bit into the material, as well as to assist in removal of broken drill bits.



# Pneumatic Tool Qualification Questionnaire

Company Name: \_\_\_\_\_ Current Customer  New Customer   
Contact: \_\_\_\_\_ Phone: \_\_\_\_\_ Distributor  End User

For **Drills (Small)**, you need to know:

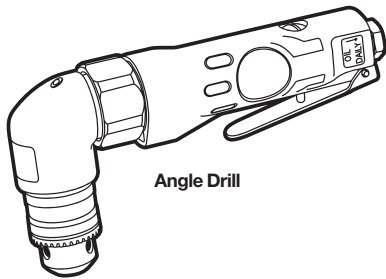
1.  New  Rebuilt
2. Configuration (Pistol / Angle / Inline) \_\_\_\_\_
3. Chuck Capacity \_\_\_\_\_
4. RPM needed (*based on drill bit diameter & material*) \_\_\_\_\_
5. Reversible / Non-Reversible \_\_\_\_\_
6. Horsepower \_\_\_\_\_
7. Describe application and frequency of use \_\_\_\_\_
8. What tool does the customer currently use? \_\_\_\_\_
9. Preferred brand / Model No. \_\_\_\_\_

**Suggested Accessories:**

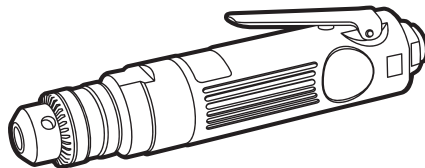
- OIL-085 Air Tool Oil
- Mini-Lube Oiler
- Air Hose
- Small Whip Hose
- 360 Degree Swivel
- Filter / Regulator / Lubricator
- Plugs / Couplers / CP Fittings
- 029 Jobber Twist Drill Set
- QC-50 1/4" Quick Change Chuck
- Replacement Chuck
- Would you like a parts print with the tool?

**Notes:** \_\_\_\_\_

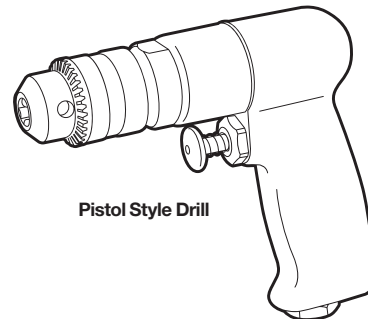
**Suggested tool:** \_\_\_\_\_



Angle Drill



Inline Drill



Pistol Style Drill

# Pneumatic Tool Qualification Questionnaire

Company Name: \_\_\_\_\_ Current Customer  New Customer   
 Contact: \_\_\_\_\_ Phone: \_\_\_\_\_ Distributor  End User

For a **Die Grinder**, you need to know:

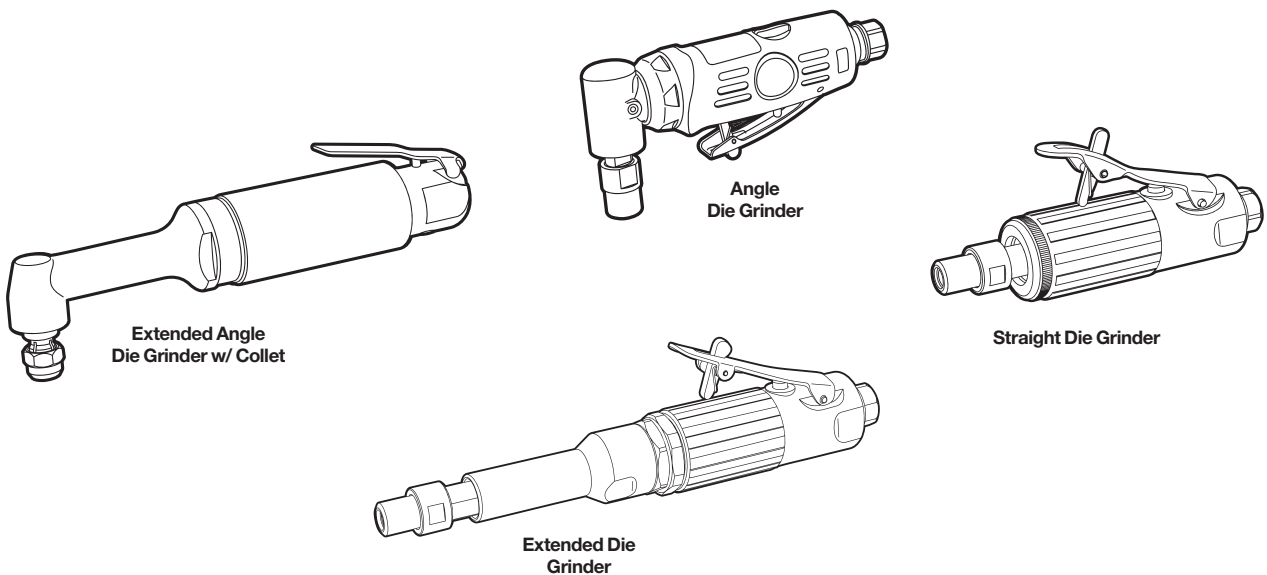
1.  New  Rebuilt
2. Type of Grinder (Straight / Angle / Extended / Extended Angle) \_\_\_\_\_
3. Collet Type (2 Piece / 3 Piece / 4 Piece) \_\_\_\_\_
4. Collet Size (1/8", 3/16", 6mm, 1/4", 5/16", 3/8") \_\_\_\_\_
5. RPM \_\_\_\_\_
6. Preferred Horsepower \_\_\_\_\_
7. Accessory used in tool / size \_\_\_\_\_
8. Describe application and frequency of use \_\_\_\_\_
9. What tool does the customer currently use? \_\_\_\_\_
10. Preferred brand / Model No. \_\_\_\_\_

**Suggested Accessories:**

- OIL-085 Air Tool Oil
- Mini-Lube Oiler
- Small Whip Hose
- Filter / Regulator / Lubricator
- Collets / Nuts
- Would you like a parts print with the tool?

**Notes:** \_\_\_\_\_

**Suggested tool:** \_\_\_\_\_





# Pneumatic Tool Qualification Questionnaire

Company Name: \_\_\_\_\_ Current Customer  New Customer   
 Contact: \_\_\_\_\_ Phone: \_\_\_\_\_ Distributor  End User

## For a **Grinder**, you need to know:

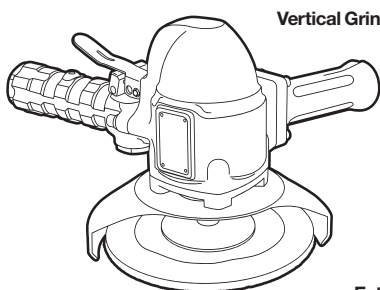
1.  New  Rebuilt
2. Type of Grinder (Vertical / Straight / Angle) \_\_\_\_\_
3. Spindle Thread Size \_\_\_\_\_
4. Size / Type of Grinding Wheel \_\_\_\_\_
  - Type 27 (Thread or Through Hole)
  - Type 1 (Thread or Through Hole)
  - Type 11 (Thread or Through Hole)
  - Cone
5. RPM of Grinder Wheel \_\_\_\_\_
6. Describe application and frequency of use \_\_\_\_\_
7. Preferred horsepower \_\_\_\_\_
8. What tool does the customer currently use? \_\_\_\_\_
9. Preferred brand / Model No. \_\_\_\_\_

### Suggested Accessories:

- OIL-085 Air Tool Oil
- O-R Air Line Lubricator
- Air Hose
- Whip Hose
- Grinding Wheels
- Wheel Guard
- Wrenches & Retaining Nuts
- Plugs / Couplers / CP Fittings
- SLC1 Safety Lock Cables
- S7F Single Moisture Separator
- Would you like a parts print with the tool?

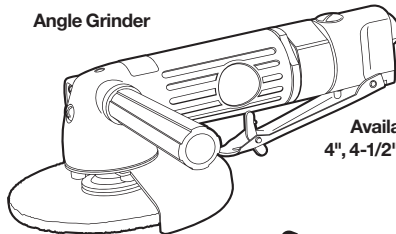
Notes: \_\_\_\_\_

Suggested tool: \_\_\_\_\_



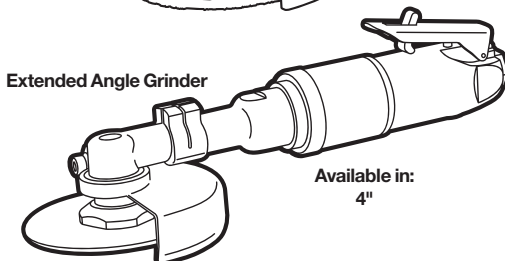
Vertical Grinder

Available in:  
6" cup, 7", 9"



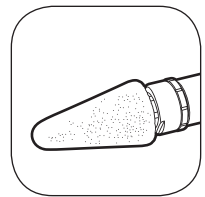
Angle Grinder

Available in:  
4", 4-1/2", 5", 7", 9"

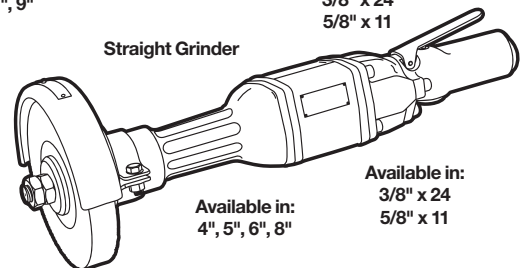


Extended Angle Grinder

Available in:  
4"



Cone Wheel  
Available in:  
3/8" x 24  
5/8" x 11



Straight Grinder

Available in:  
4", 5", 6", 8"  
3/8" x 24  
5/8" x 11

# Pneumatic Tool Qualification Questionnaire

Company Name: \_\_\_\_\_ Current Customer  New Customer   
 Contact: \_\_\_\_\_ Phone: \_\_\_\_\_ Distributor  End User

For a **Hoist**, you need to know:

1.  New  Rebuilt
2. Capacity of Hoist (1/4 ton, 1/2 ton, 1 ton, 2 ton, etc.) \_\_\_\_\_
3. Type of Chain \_\_\_\_\_

**DEFINITIONS:**

Link Chain = Similar to log chain  
 Roller Chain = Similar to bicycle chain  
 Cable Hoist = Similar to steel cable (Rebuilt Ingersoll-Rand only)

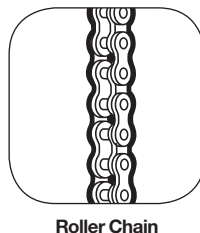
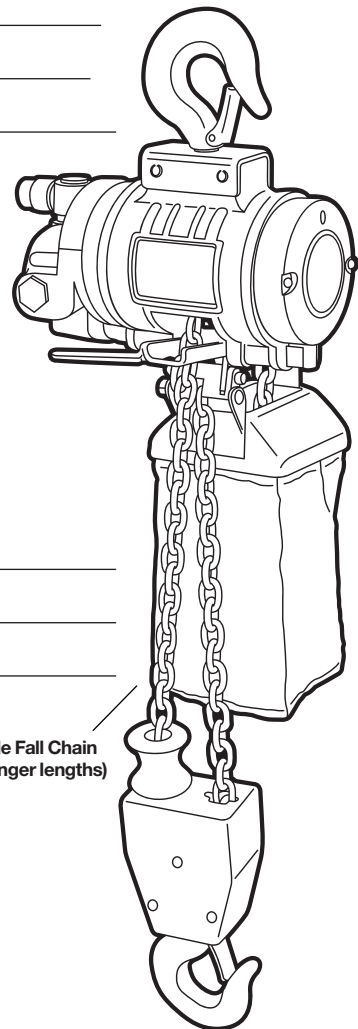
4. Distance of lift in feet \_\_\_\_\_
- KEEP IN MIND:**  
 Most 1 ton, 2 ton & 3 ton units require double the length of chain to create lift
5. Type of Control (Rope / Pendant) \_\_\_\_\_
6. Top Hook / Trolley Mount / Tractor Mount \_\_\_\_\_
7. Chain Container (Y / N) \_\_\_\_\_
8. Chain Container Material (Canvas / Metal) \_\_\_\_\_
9. Describe application \_\_\_\_\_
10. What hoist does the customer currently use? \_\_\_\_\_
11. Preferred brand / Model No. \_\_\_\_\_

**Suggested Accessories:**

- OIL-085 Air Tool Oil
- Air Hose
- Filter / Regulator / Lubricator
- S7F Single Moisture Separator
- Trolley
- Beam Clamp
- Would you like a parts print with the tool?

**Notes:** \_\_\_\_\_  
 \_\_\_\_\_

**Suggested tool:** \_\_\_\_\_



Roller Chain

# Pneumatic Tool Qualification Questionnaire


Company Name: \_\_\_\_\_ Current Customer  New Customer   
 Contact: \_\_\_\_\_ Phone: \_\_\_\_\_ Distributor  End User

For an **Impact Wrench**, you need to know:

1.  New  Rebuilt
2. Configuration (Pistol / Angle / Straight) \_\_\_\_\_
3. Handle (Inside Lever / Outside Lever) \_\_\_\_\_
4. Anvil / Square / Spline / Other Drive Size \_\_\_\_\_
5. Retainer Type (Friction Ring / Pin-Type / Through Hole) \_\_\_\_\_
6. Torque Range \_\_\_\_\_
7. Torque specification of the fastener or application \_\_\_\_\_
8. Automotive / Industrial \_\_\_\_\_
9. Describe application and frequency of use \_\_\_\_\_
10. What tool does the customer currently use? \_\_\_\_\_
11. Preferred brand / Model No. \_\_\_\_\_



Friction Ring Type Anvil



Pin Type Anvil



Through Hole Type Anvil

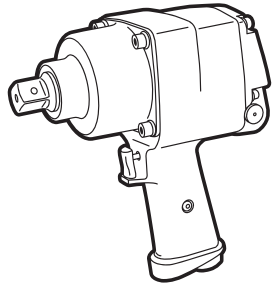
**Suggested Accessories:**

- OIL-085 Air Tool Oil
- 0-R, 1-R, 2-R, 2A-R, 3-R Air Line Lubricators
- Air Hoses: 1/2", 3/4", 1"
- Whip Hose
- 360 Degree Swivel
- Impact Sockets
- Socket Retainers
- S7F Single Moisture Separator
- SLC1 Safety Lock Cables
- Would you like a parts print with the tool?

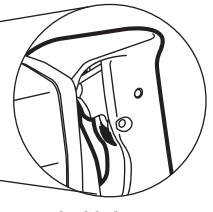
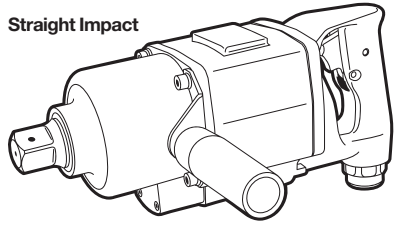
Notes: \_\_\_\_\_

Suggested tool: \_\_\_\_\_

Pistol Grip Impact

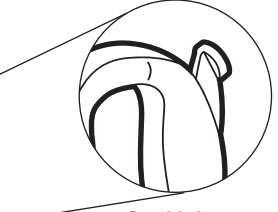
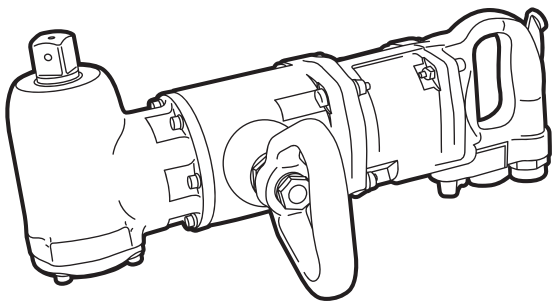


Straight Impact



Inside Lever Handle

Angle Impact



Outside Lever Handle

# Pneumatic Tool Qualification Questionnaire

Company Name: \_\_\_\_\_ Current Customer  New Customer   
Contact: \_\_\_\_\_ Phone: \_\_\_\_\_ Distributor  End User

For a **Nutrunner**, you need to know:

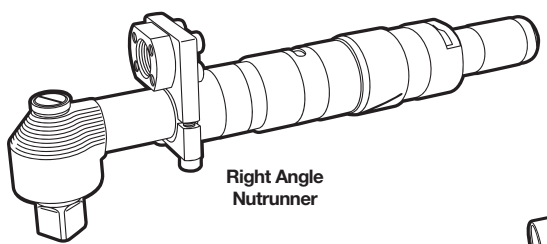
1.  New  Rebuilt
2. Angle / Pulse / Reaction Bar / Specialty \_\_\_\_\_
3. Square Drive Size \_\_\_\_\_
4. Torque specification of the fastener or application \_\_\_\_\_
5. RPM needed \_\_\_\_\_
6. Reversible / Non-Reversible \_\_\_\_\_
7. Stall / Clecomatic Clutch / Torque Control / Shut-Off \_\_\_\_\_
8. Fastener or application information \_\_\_\_\_
9. Describe application and frequency of use \_\_\_\_\_
10. What tool does the customer currently use? \_\_\_\_\_
11. Preferred brand / Model No. \_\_\_\_\_

**Suggested Accessories:**

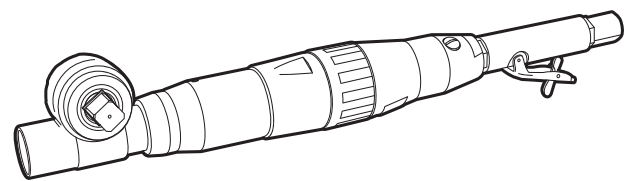
- OIL-085 Air Tool Oil
- 1-R Air Line Lubricator
- Air Hose
- Whip Hose
- 360 Degree Swivel
- Sockets
- Socket Retainers
- Plugs / Couplers / CP Fittings
- Would you like a parts print for the tool?

**Notes:** \_\_\_\_\_

**Suggested tool:** \_\_\_\_\_



Right Angle  
Nutrunner



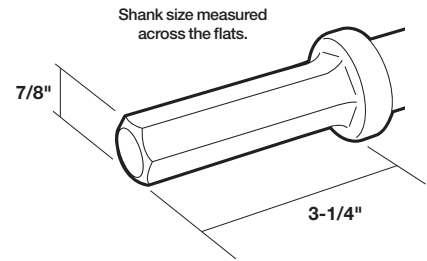
Inline  
Nutrunner

# Pneumatic Tool Qualification Questionnaire

Company Name: \_\_\_\_\_ Current Customer  New Customer   
 Contact: \_\_\_\_\_ Phone: \_\_\_\_\_ Distributor  End User

For a **Pavement Breaker**, you need to know:

1.  New  Rebuilt
2. Select Pound Class and Shank Size:
  - 30 lb (7/8" x 3-1/4"; 1" x 4-1/4")
  - 40 lb (1" x 4-1/4")
  - 60 lb (1-1/8" x 6"; 1-1/4" x 6")
  - 90 lb (1-1/8" x 6"; 1-1/4" x 6")
3. What model does the customer currently use? \_\_\_\_\_
4. Preferred brand / Model No. \_\_\_\_\_

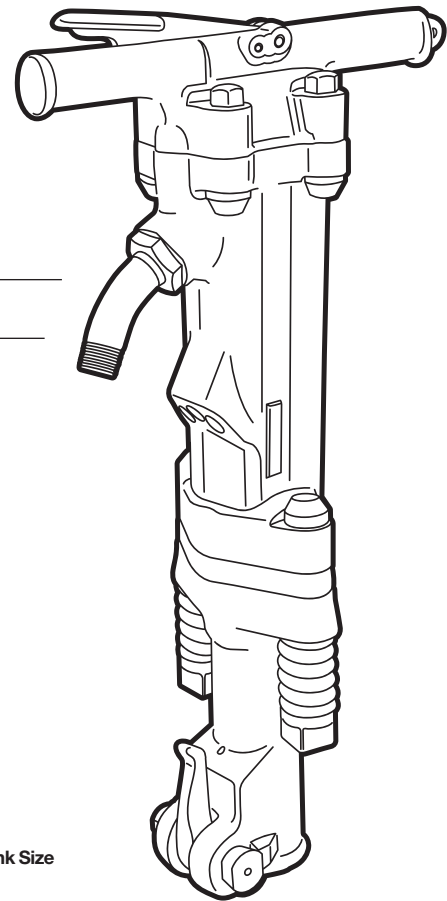


**Suggested Accessories:**

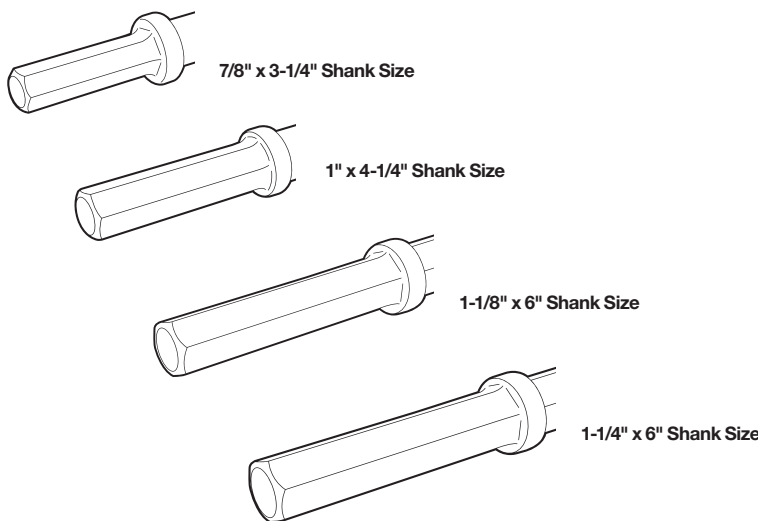
- OIL-085 Air Tool Oil
- 3-R Air Line Lubricator w/ CP Fittings
- AH-5 50ft 3/4" Air Hose
- Chisels
- Plugs / Couplers / CP Fittings
- SLC1 Safety Lock Cables
- AC1 Safety Lock Clips
- S7F Single Moisture Separator
- Air Manifold / Tank
- Would you like a parts print with the tool?

**Notes:** \_\_\_\_\_

**Suggested tool:** \_\_\_\_\_



90 lb. Pavement Breaker



# Pneumatic Tool Qualification Questionnaire

Company Name: \_\_\_\_\_ Current Customer  New Customer   
Contact: \_\_\_\_\_ Phone: \_\_\_\_\_ Distributor  End User

For a **Pulsus Tool**, you need to know:

1.  New  Rebuilt
2. Configuration (Pistol / Inline) \_\_\_\_\_
3. Type of joint being assembled (Hard / Medium / Soft)<sup>1</sup> \_\_\_\_\_
4. Size of Square Drive or 1/4" hex \_\_\_\_\_
5. Shut-Off / Non Shut-Off \_\_\_\_\_
6. Torque specification of the fastener or application \_\_\_\_\_
7. Describe application \_\_\_\_\_
8. What tool does the customer currently use? \_\_\_\_\_
9. Preferred brand / Model No. \_\_\_\_\_

**Suggested Accessories:**

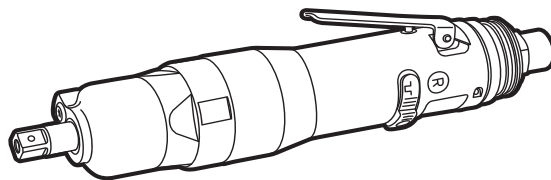
- OIL-085 Air Tool Oil
- Air Line Lubricator
- Air Hose
- Whip Hose
- Impact Sockets
- Plugs / Couplers / CP Fittings
- S7F Single Moisture Separator
- Would you like a parts print with the tool?

**Notes:** \_\_\_\_\_

**Suggested tool:** \_\_\_\_\_

**<sup>1</sup> DEFINITIONS:**

- Hard Joints are defined as a joint in which it takes the fastener less than 30° turn to get the fastener from fitting snugly to reaching torque.
- Medium Joints are defined as a joint in which it takes anywhere from 30° to 720° turn to get the fastener from fitting snugly to reaching torque.
- Soft Joints are defined as a joint in which it takes the fastener more than a 720° turn, or two full rotations, to get the fastener from fitting snugly to reaching torque.



Inline Pulsus Tool



Pistol Style Pulsus Tool

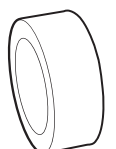
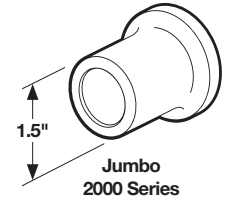
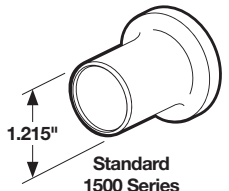
# Pneumatic Tool Qualification Questionnaire

Company Name: \_\_\_\_\_ Current Customer  New Customer   
 Contact: \_\_\_\_\_ Phone: \_\_\_\_\_ Distributor  End User

For a **Rivet Buster**, you need to know:

1.  New  Rebuilt
2. Length of Stroke (4", 6", 8", 9", 11", 14") \_\_\_\_\_
3. D-Handle / Standard Open Gooseneck Handle / T-Handle \_\_\_\_\_
4. Standard or Jumbo Shank Accessories \_\_\_\_\_
5. Removable / Non Removable Piston \_\_\_\_\_
6. Are you doing any riveting? If so, do you need Rivet Sets? \*Must use standard shank tool.
7. Are you removing rivets? If so, try a 276-AC Side Cut Chisel.
8. Weight *(if known)* \_\_\_\_\_
9. Describe application \_\_\_\_\_
10. What tool does the customer currently use? \_\_\_\_\_
11. Preferred brand / Model No. \_\_\_\_\_

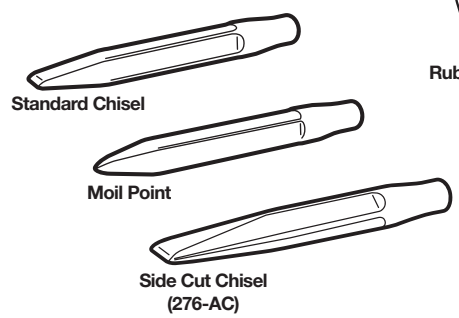
Rivet Buster Sleeves



Rubber Bumper

**Suggested Accessories:**

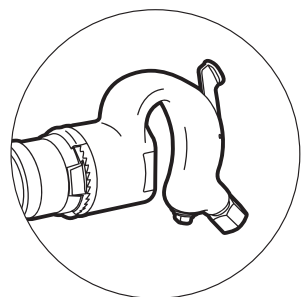
- OIL-085 Air Tool Oil
- Air Line Lubricator
- Air Hose: 1/2", 3/4", 1"
- L-3-WHIP Whip Hose
- MP-4HW-0.500 Whip Hose Assembly
- Chisels
- Plugs / Couplers / CP Fittings
- Upper & Lower Sleeves / Bumpers / Springs
- S7F Single Moisture Separator
- Would you like a parts print with the tool?



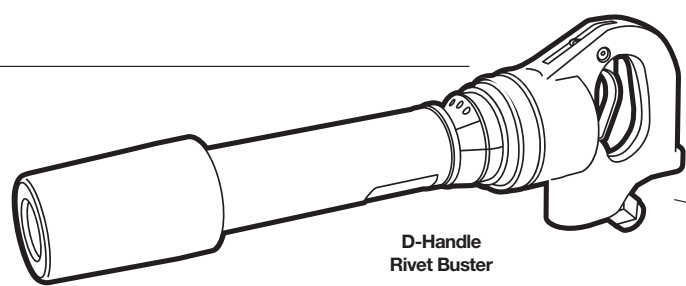
Note: The 276-AC is used for cutting the heads off of rivets.

Notes: \_\_\_\_\_

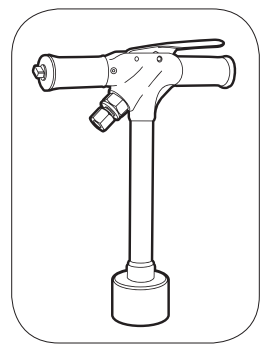
Suggested tool: \_\_\_\_\_



Gooseneck Handle



D-Handle Rivet Buster



T-Handle

# Pneumatic Tool Qualification Questionnaire

Company Name: \_\_\_\_\_ Current Customer  New Customer   
Contact: \_\_\_\_\_ Phone: \_\_\_\_\_ Distributor  End User

For a **Compression Riveter**, you need to know:

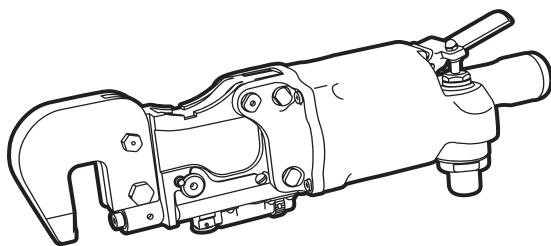
1.  New  Rebuilt
2. Type of Riveter (Alligator / C-Type) \_\_\_\_\_
3. Single Cylinder or Tandem \_\_\_\_\_
4. Reach & Gap (if C-Type) / Reach only (if Alligator) \_\_\_\_\_
5. Type of Rivet (Solid / Semi-Tubular) \_\_\_\_\_
6. Material of Rivet (Steel / Aluminum) \_\_\_\_\_
7. Diameter of Rivet (1/8", 5/32", 3/16", 7/32", 1/4", etc.) \_\_\_\_\_
8. Type of Head (Brazier / Mod. Brazier / Universal / Oval / Domed) \_\_\_\_\_
9. Mfg. part number of rivets (if available) \_\_\_\_\_
10. Do you have samples of rivets and materials to be riveted? \_\_\_\_\_
11. Application photo or design specs. \_\_\_\_\_
12. Overall length of rivet \_\_\_\_\_
13. Length under the head \_\_\_\_\_
14. Crushed height \_\_\_\_\_
15. Combined material thickness \_\_\_\_\_
16. Describe application \_\_\_\_\_
17. What tool does the customer currently use? \_\_\_\_\_
18. Preferred brand / Model No. \_\_\_\_\_

**Suggested Accessories:**

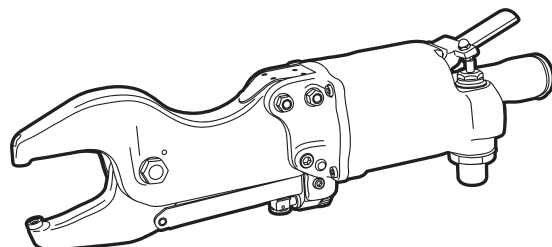
- Air Hose: 3/8" & 1/2"
- Whip Hose
- Filter / Regulator / Lubricator
- Balancers / Tool Hanger
- Rivet Sets / Shims
- Would you like a parts print with the tool?

**Notes:** \_\_\_\_\_

**Suggested tool:** \_\_\_\_\_



C-Type  
Compression Riveter



Alligator Type  
Compression Riveter



# Pneumatic Tool Qualification Questionnaire

Company Name: \_\_\_\_\_ Current Customer  New Customer   
 Contact: \_\_\_\_\_ Phone: \_\_\_\_\_ Distributor  End User

For a **Pull-Type**, or **Blind Type Riveters**, you need to know:

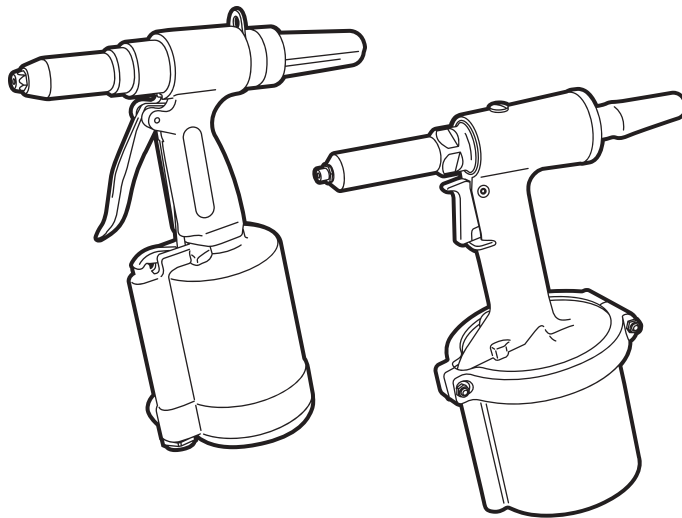
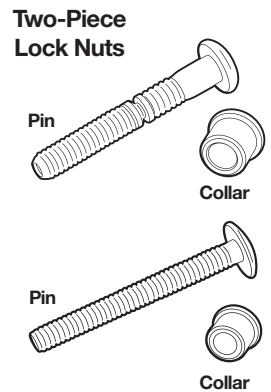
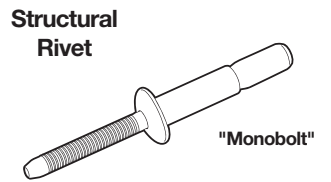
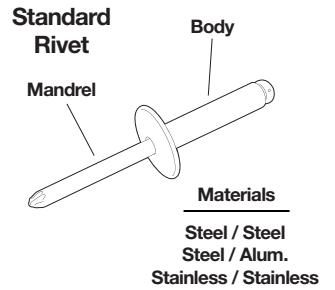
1.  New  Rebuilt
2. Diameter of Rivet (Size of hole drilled for rivet / Material thickness) \_\_\_\_\_
3. Rivet Material (*i.e. Body/Mandrel Material*) Steel/Steel; Alum./Steel; Stainless/Stainless \_\_\_\_\_
4. Type of Rivet (Magnagrip / Monobolt / Blind) \_\_\_\_\_
5. Mandrel Collection System (Y / N) \_\_\_\_\_
6. Stroke Length (*if known*) \_\_\_\_\_
7. Pounds of Pulling Force (*if known*) \_\_\_\_\_
8. Describe application and frequency of use \_\_\_\_\_
9. What tool does the customer currently use? \_\_\_\_\_
10. Preferred brand / Model No. \_\_\_\_\_

**Suggested Accessories:**

- Air Hose: 1/4" & 3/8"
- Filter / Regulator / Lubricator
- Jaw Lube
- Extra Jaws
- Plugs / Couplers / CP Fittings
- Would you like a parts print with the tool?

Notes: \_\_\_\_\_

Suggested Tool: \_\_\_\_\_



Air/Hydraulic Riveters

# Pneumatic Tool Qualification Questionnaire

**Company Name:** \_\_\_\_\_ **Current Customer**  **New Customer**   
**Contact:** \_\_\_\_\_ **Phone:** \_\_\_\_\_ **Distributor**  **End User**

For a **Rivet-Nut Tool**, you need to know:


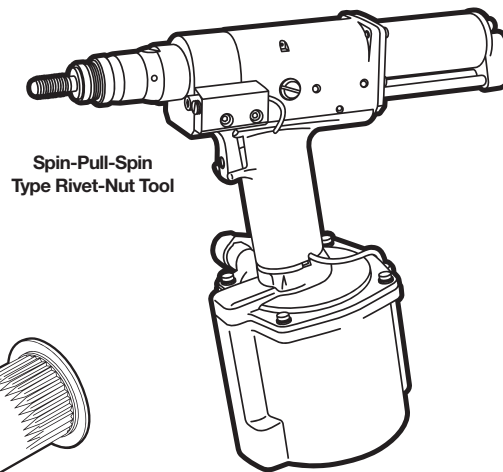
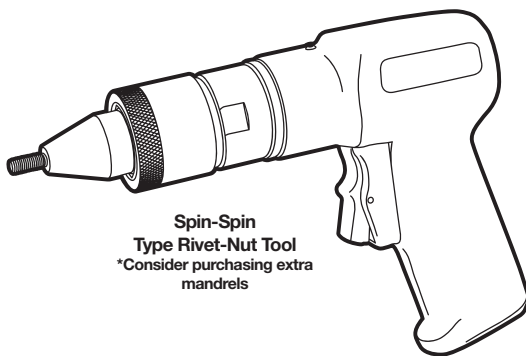
1.  New  Rebuilt
2. Pistol / Inline / Pneudraulic \_\_\_\_\_
3. Configuration (Spin - Spin / Spin - Pull - Spin) \_\_\_\_\_
4. Thread Size of Rivet Nut \_\_\_\_\_
5. Material Rivet Nut is made of (Aluminum / Steel / Brass / Stainless) \_\_\_\_\_
6. Description of Rivet Nut (Thinwall / Thickwall / Plusnut / Hex Body) \_\_\_\_\_
7. Number of Rivet Nuts being set per shift / day \_\_\_\_\_
8. Describe application and frequency of use \_\_\_\_\_
9. Preferred brand / Model No. \_\_\_\_\_

**Suggested Accessories:**

- OIL-085 Air Tool Oil
- Air Hose: 1/4" & 3/8"
- Whip Hose
- 360 Degree Swivel
- Filter / Regulator / Lubricator
- Plugs / Couplers / CP Fittings
- Extra Mandrels (Recommended for Spin-Spin type)
- Would you like a parts print with the tool?

**Notes:** \_\_\_\_\_

**Suggested tool:** \_\_\_\_\_

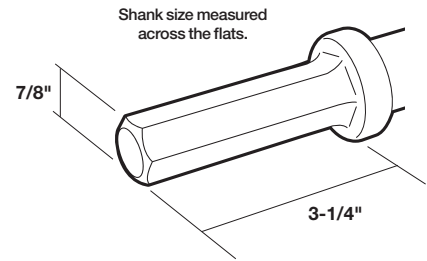


# Pneumatic Tool Qualification Questionnaire

Company Name: \_\_\_\_\_ Current Customer  New Customer   
 Contact: \_\_\_\_\_ Phone: \_\_\_\_\_ Distributor  End User

For a **Rock Drill**, you need to know:

1.  New  Rebuilt
2. Select Pound Class and Shank Size:
  - 9 lb (9/16" Hex or 3/4" Round)
  - 15 lb (7/8" x 3-1/4")
  - 22 lb / 30 lb (7/8" x 3-1/4"; 7/8" x 4-1/4")
  - 40 lb / 50 lb / 60 lb (7/8" x 3-1/4"; 7/8" x 4-1/4"; 1" x 4-1/4")
3. Diameter and depth of hole to be drilled \_\_\_\_\_
4. Materials being drilled \_\_\_\_\_
5. What tool does the customer currently use? \_\_\_\_\_
6. Preferred brand / Model No. \_\_\_\_\_

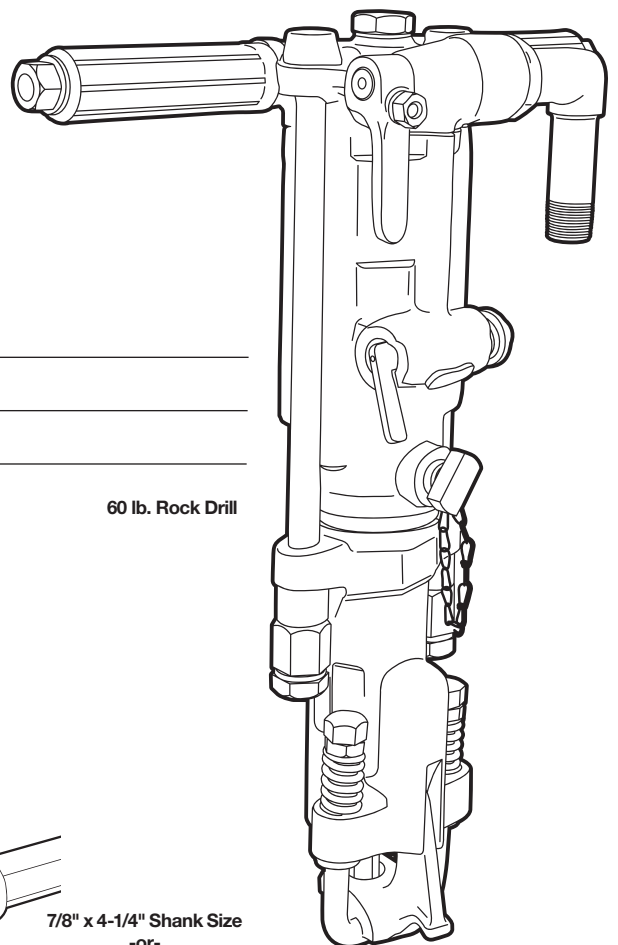


**Suggested Accessories:**

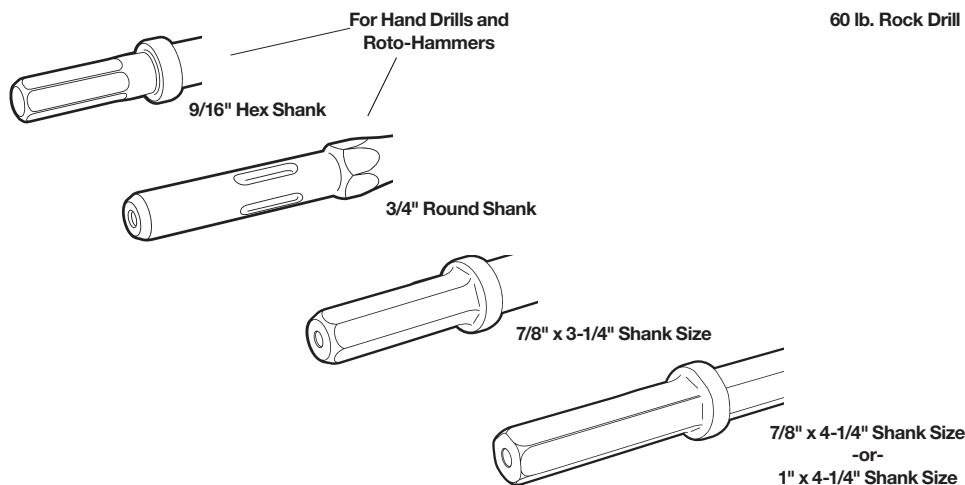
- OIL-085 Air Tool Oil
- 3-R Inline Lubricator w/ CP Fittings
- AH-5 Air Hose
- Whip Hose
- Rock Drill Steels
- Threaded Rock Bits - Steel
- Carbide Tipped Drill Bits
- S7F Single Moisture Separator
- AC1 Safety Lock Clips
- Would you like a parts print with the tool?

**Notes:** \_\_\_\_\_  
 \_\_\_\_\_

**Suggested tool:** \_\_\_\_\_



60 lb. Rock Drill



# Pneumatic Tool Qualification Questionnaire

Company Name: \_\_\_\_\_ Current Customer  New Customer   
 Contact: \_\_\_\_\_ Phone: \_\_\_\_\_ Distributor  End User

For a **Sander**, you need to know:

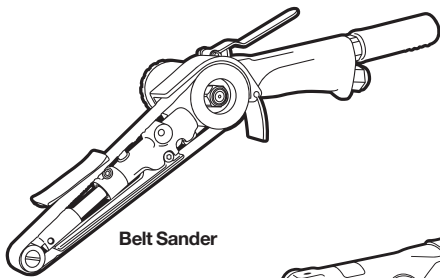
1.  New  Rebuilt
2. Type of Sander:  
 (Angle / Pistol Style / Palm / Belt (3/8" x 13"; 3/4" x 20-1/2"; 1-3/16" x 21"))
3. Size of Sander Pad (4", 5", 6", 7") \_\_\_\_\_
4. RPM of Sander \_\_\_\_\_
5. Description of application \_\_\_\_\_
6. Preferred Horsepower \_\_\_\_\_
7. Spindle Thread \_\_\_\_\_
8. Frequency of use or special considerations \_\_\_\_\_
9. What tool does the customer currently use? \_\_\_\_\_
10. Preferred brand / Model No. \_\_\_\_\_

**Suggested Accessories:**

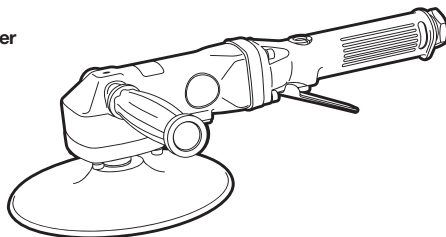
- OIL-085 Air Tool Oil
- O-R Inline Lubricator
- Mini-Lube Oilers
- Air Hose
- Small Whip Hose
- Filter / Regulator / Lubricator
- Replacement Backing Pads / Fiber Discs
- Replacement Sanding Belts
- Plugs / Couplers / CP Fittings
- Would you like a parts print with the tool?

**Notes:** \_\_\_\_\_

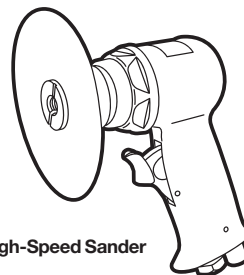
**Suggested tool:** \_\_\_\_\_



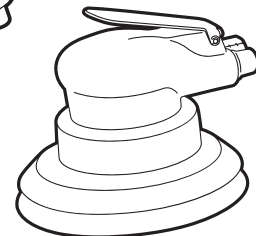
Belt Sander



Angle Sander



High-Speed Sander



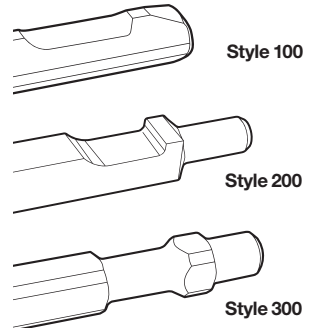
Palm Sander

# Pneumatic Tool Qualification Questionnaire

Company Name: \_\_\_\_\_ Current Customer  New Customer   
 Contact: \_\_\_\_\_ Phone: \_\_\_\_\_ Distributor  End User

For a **Scaling Hammer / Needle Scaler**, you need to know:

1.  New  Rebuilt
2. Chisel Type / Needle Type \_\_\_\_\_
3. Handle Type (Push Throttle / Lever / Gooseneck / Offset / Long Reach) \_\_\_\_\_
4. Chisel Shank (100 / 200 / 300) \_\_\_\_\_
5. Needle Size (2mm / 3mm / 4mm) \_\_\_\_\_
6. Number of Needles in Needle Set \_\_\_\_\_
7. Describe application and frequency of use \_\_\_\_\_
8. What tool does the customer currently use? \_\_\_\_\_
9. Preferred brand / Model No. \_\_\_\_\_

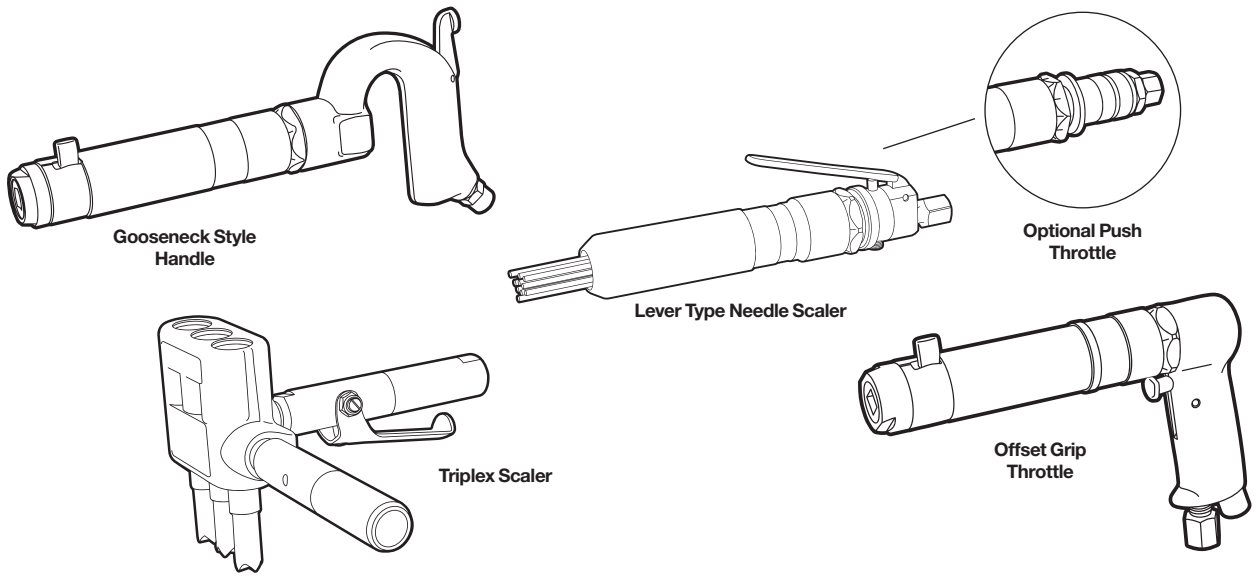


**Suggested Accessories:**

- OIL-085 Air Tool Oil
- O-R Air Line Lubricator
- Air Hose
- Whip Hose
- 360 Degree Swivel
- SLC1 Safety Lock Cables
- Extra Retainer Parts
- Replacement Needles
- Replacement Chisels
- Replacement Pistons (Triplex Scaler)
- Plugs / Couplers / CP Fittings
- Would you like a parts print with the tool?

Notes: \_\_\_\_\_

Suggested tool: \_\_\_\_\_



# Pneumatic Tool Qualification Questionnaire

Company Name: \_\_\_\_\_ Current Customer  New Customer   
Contact: \_\_\_\_\_ Phone: \_\_\_\_\_ Distributor  End User

For a **Screwdriver**, you need to know:

1.  New  Rebuilt
2. Configuration of Tool (Pistol / Inline) \_\_\_\_\_
3. Stall Drive / Positive Clutch / Adjustable Clutch / Auto Shut-Off \_\_\_\_\_
4. Required Torque \_\_\_\_\_
5. Reversible / Non-Reversible \_\_\_\_\_
6. RPM needed \_\_\_\_\_
7. Type of fastener and material to be fastened \_\_\_\_\_
8. Describe application and frequency of use \_\_\_\_\_
9. What tool does the customer currently use? \_\_\_\_\_
10. Preferred brand / Model No. \_\_\_\_\_

**Suggested Accessories:**

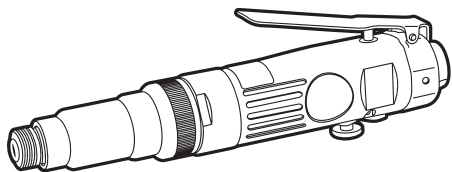
- OIL-085 Air Tool Oil
- Inline Oiler
- Air Hose: 1/4" & 3/8"
- Whip Hose
- Filter / Regulator / Lubricator
- Balancers
- Plugs / Couplers / CP Fittings
- Would you like a parts print with the tool?

**Notes:** \_\_\_\_\_

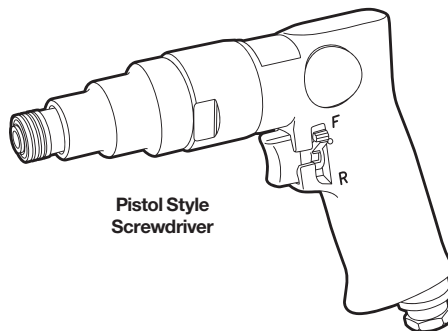
**Suggested tool:** \_\_\_\_\_

**\*KEEP IN MIND:**

A wide torque range (10 in.-lbs – 90 in.-lbs) requires 2 possibly 3 clutch springs. Tools with a close torque range (10 in.-lbs – 25 in.-lbs) have a better accuracy rating, and probably 1 clutch spring.



Inline Style  
Screwdriver



Pistol Style  
Screwdriver

# Pneumatic Tool Qualification Questionnaire

Company Name: \_\_\_\_\_ Current Customer  New Customer   
 Contact: \_\_\_\_\_ Phone: \_\_\_\_\_ Distributor  End User

For a **Tugger / Winch**, you need to know:

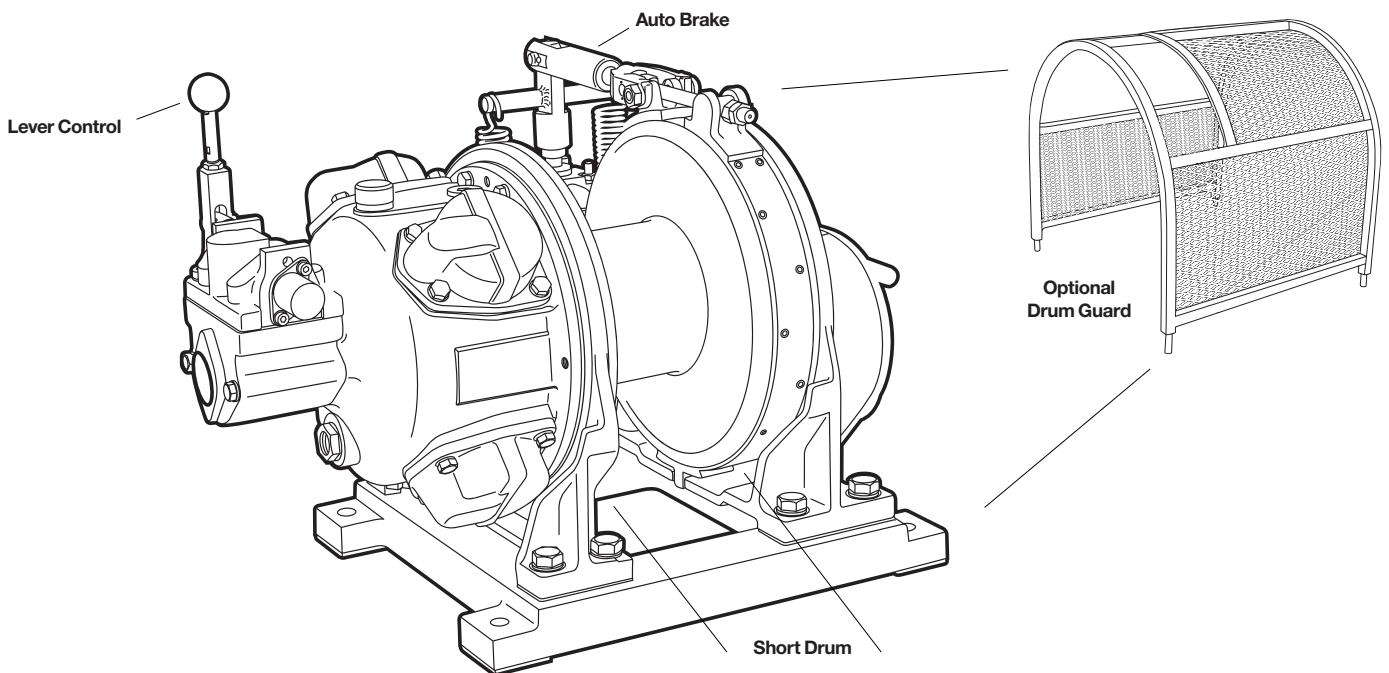
1.  New  Rebuilt
2. Capacity of Tugger (1100 lb / 2000 lb / 4400 lb / 6600 lb / 11000 lb / 22000 lb)
3. Long / Short Drum (*length of cable lift or pull in feet*) \_\_\_\_\_
4. Manual or Auto Brake \_\_\_\_\_
5. Drum Guard (Y / N) \_\_\_\_\_
6. Control Type (Lever / Pendant) \_\_\_\_\_
7. Special considerations \_\_\_\_\_
8. What tugger / winch does the customer currently use? \_\_\_\_\_
9. Preferred brand / Model No. \_\_\_\_\_

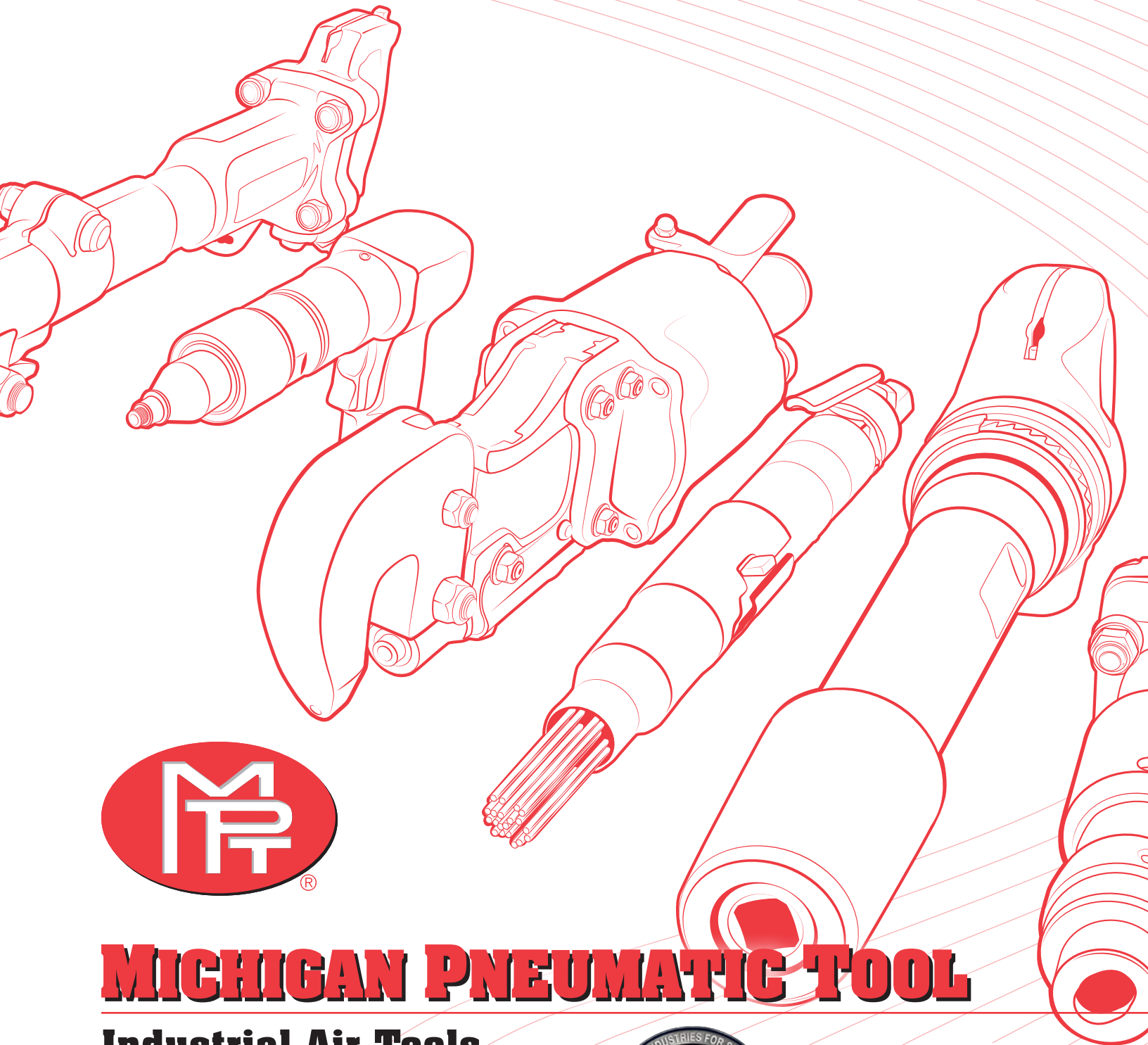
**Suggested Accessories:**

- Large Air Hose
- Large Air Filters
- Drum Guards
- Would you like a parts print with the tool?

**Notes:** \_\_\_\_\_

**Suggested tool:** \_\_\_\_\_





# MICHIGAN PNEUMATIC TOOL

## Industrial Air Tools

6850 Middlebelt Rd. • PO Box 906  
Romulus, MI 48174-7406

© 2016 Michigan Pneumatic® Tool, Inc.

