



Michigan Pneumatic Model MP-210-CUT
Utility Cut-Off Tool

Very versatile tool features a metal guard and an OSHA approved safety lever throttle. Cuts through bolts, shackles and steel rods up to 3/4" diameter. Rips through sheet metal with ease. Ideal for auto body and muffler repairs.

122060 Package of 6 Replacement Wheels

Capacity	3"	Weight	1.75 lbs.
Free Speed	20000 rpm	Air Inlet Thread	1/4"
Length	7-3/4"	Avg. Air Consumption	5 cfm



Michigan Pneumatic Model MP-3801A-F
Utility Cut-Off Tool

Heavy-duty shear and grinder in one. Cuts through muffler clamps, hangers, sheet metal and steel rods up to 3/4" thick with ease. Great for auto body repairs. **IMPORT MODEL MP-3801-ST available.**

122060 Package of 6 Replacement Wheels

Capacity	3"	Weight	1.75 lbs.
Free Speed	20000 rpm	Air Inlet Thread	1/4"
Length	7"	Avg. Air Consumption	5 cfm

3-1/4"



Diabrade Model 80-4HD
4" Heavy-Duty Fiberglass Trimmer

Compact, precision saw for the glass-reinforced plastic industry. Fast, powerful cutting with effective dust extraction. Exhaust air is directed away from the operator.

- 72C4B4** Continuous Rim Blade
- 72S4B4** Side Spoke Blade
- 72G4B4** Slotted Blade

Blade Diameter	4"	Length	11"
Depth of Cut	29/32"	Weight	4.5 lbs.
Free Speed	12000 rpm	Air Inlet Thread	1/4"
Maximum HP	1.00	Avg. Air Consumption	24 cfm

3-1/4"



Diabrade Model 80-5HD
5" Heavy-Duty Fiberglass Trimmer

Ideal saw for the glass-reinforced plastic industry. Dust extraction cowl directs exhaust away from the operator.

- 72C5B4** Continuous Rim Blade
- 72S5B4** Side Spoke Blade
- 72G5B4** Slotted Blade

Blade Diameter	5"	Length	11-1/2"
Depth of Cut	1-13/32"	Weight	5 lbs.
Free Speed	12000 rpm	Air Inlet Thread	1/4"
Maximum HP	1.00	Avg. Air Consumption	24 cfm

4-3/16"



Diabrade Model 80-7HD15
7" Heavy-Duty Fiberglass Trimmer

Heavy duty trimmer designed for the glass-reinforced plastic industry. Powerful 1.5HP motor allows for fast precision cutting. Dust extraction cowl directs exhaust away from the operator.

- 72GS7B868** Gulletted Side Spoke Blade

Blade Diameter	7"	Length	13-3/4"
Depth of Cut	2"	Weight	11.75 lbs.
Free Speed	7100 rpm	Air Inlet Thread	3/8"
Maximum HP	1.50	Avg. Air Consumption	42 cfm



Blade not included.

Michigan Pneumatic Model MP-SG0826

Circular Saw

General purpose saw featuring a swiveling saw rest for angled cuts.

Blade Diameter.....	7-1/4"	Length.....	11-1/2"
Max. Depth of Cut.....	2-23/64"	Weight.....	10.5 lbs.
Free Speed.....	4500 rpm	Air Inlet Thread.....	1/4"
Maximum HP.....	1.50	Avg. Air Consumption.....	8 cfm



2-1/4"



Wheel not included

Nippon Pneumatic Model DAC-11

Rotary Cutter

Features front exhaust. Ideal for automotive repair, sheet metal and fiberglass industries. Features diamond tipped cutting blade. Great for panel sawing and trimming. Adjustable cutting depth allows for maximum versatility. Extra diamond blades available.

D32000K390 Diamond Cutter Blade

Blade Diameter.....	2-1/8"	Length.....	11-3/4"
Depth of Cut.....	3/8"	Weight.....	3.7 lbs.
Free Speed.....	13000 rpm	Air Inlet Thread.....	1/4"
Maximum HP.....	1.00	Avg. Air Consumption.....	16 cfm



2-3/4"



Wheel not included

Michigan Pneumatic Model MP-9314A-DD

Rotary Cutter

Features rear exhaust. Panel saw features left or right head cut. Ideal for sheet metal and fiberglass industries. Useful for reaching into narrow corners and holes.

F41638 1/16" Replacement Wheel

F41838 1/8" Replacement Wheel

Blade Diameter.....	4"	Length.....	13-1/4"
Depth of Cut.....	1-1/4"	Weight.....	2.9 lbs.
Free Speed.....	15000 rpm	Air Inlet Thread.....	1/4"
Maximum HP.....	1.00	Avg. Air Consumption.....	16 cfm



1-1/2"



Wheel not included

Michigan Pneumatic Model MP-9315CR-DD

Rotary Cutter

Features rear exhaust. Designed to reach into narrow corners and holes. Guard rotates to allow for left or right cuts.

F41638 1/16" Replacement Wheel

F41838 1/8" Replacement Wheel

Blade Diameter.....	4"	Length.....	15-7/8"
Depth of Cut.....	1-1/4"	Weight.....	3.1 lbs.
Free Speed.....	15000 rpm	Air Inlet Thread.....	1/4"
Maximum HP.....	1.00	Avg. Air Consumption.....	16 cfm



1-1/2"



Wheel not included

Michigan Pneumatic Model MP-9315U-DD

Rotary Cutter - Electric

Features rear exhaust. Same features as our air rotary cutter. Ideal for automotive repair & sheet metal shops.

F41638 1/16" Replacement Wheel

F41838 1/8" Replacement Wheel

Blade Diameter.....	4"	Length.....	18-1/2"
Depth of Cut.....	1-1/4"	Weight.....	4.4 lbs.
Free Speed.....	15000 rpm	Power.....	110V
Maximum HP.....	1.00		


Air Nipper/Trimmer



Powerful, lightweight trimmers designed for a variety of applications, including pressing, riveting, bending and plate cutting. Ideal for cutting copper wire and soft materials. Larger units are perfect for cutting plastics, stainless steel and piano wire. **Optional blades available.**

Model No.	Copper Wire Capacity	Steel Wire Capacity	Length	Weight	Diameter	Air Inlet
MP-AN16	1/16"	-	5-29/32"	7 oz.	1-3/8"	1/8" FPT
MP-MR3	1/32"	1/64"	4-13/32"	3.2 oz.	25/32"	1/4" MPT
MP-MR20	7/64"	5/64"	5-19/32"	14 oz.	1-3/4"	1/4" MPT
MP-MR30-CR8P	9/64"	1/8"	7"	1.50 lbs.	2-1/4"	1/4" MPT
MP-MP35A-CR8P	3/16"	5/32"	12"	2.63 lbs.	2-1/4"	1/4" MPT
MP-MR50	15/64"	3/16"	9-19/64"	3.33 lbs.	3"	1/4" MPT
MP-MP55A-P120	17/64"	15/64"	14-41/64"	6.40 lbs.	3"	1/4" MPT

Optional Blades for Air Nipper/Wire Trimmer



Used in the MP-MR20 Nipper

Part No.	Description
CR6	Clipper Blade
P6	Standard Blade

Used in the MP-MR50/MP-MP55A Nipper

Part No.	Description
CR120	Clipper Blade
P120	Standard Blade

Used in the MP-MR30 Nipper

Part No.	Description
AR8P	Crimping Blade
CR8P	Clipper Blade
EP10P	End Cutting Blade
FD9P	Plastic Cutting Blade
P8P	Standard Blade
Z8P	Carbide Tip Blade

Used in the MP-MR35A Nipper

Part No.	Description
AR8P	Crimping Blade
CR8P	Clipper Blade
EP10P	End Cutting Blade
FD9P	Plastic Cutting Blade
P8P	Standard Blade
Z8P	Carbide Tip Blade

Reciprocating Saws & Files




MP-129TW-ST



SSW-110



MP-4132K-DD




MP-VS

One hand operation makes difficult jobs simple. Ideal for plumbers, carpenters or auto repair technicians for sawing or filing iron, steel, copper, plastic or wood. Cuts straight and curved surfaces in confined places.

Model No.	Strokes Per Minute	Stroke	Blade Type	Length	Weight	Air Inlet	Avg. Air Consumption
MP-129TW-ST	10000	3/8"	Standard/Scroll	9-1/4"	1.38 lbs.	1/4"	5 cfm
MP-4132K-DD	9000	3/8"	Standard/Scroll	9-3/8"	1.25 lbs.		9 cfm
SSW-110	7000	3/8"	Nitto Style	8-1/2"	1.45 lbs.		9 cfm
MP-VS	2200	1-1/4"	Standard/Scroll	11-3/8"	3.80 lbs.		5 cfm

Hi-Speed Saw Blades



Minimum quantities of 10 each. Bench files also available.

Standard Blade		Scroll Blade		Nitto Style Scroll Blade	
Part No.	No. of Teeth	Part No.	No. of Teeth	Part No.	No. of Teeth
12110	10	12510	10	-	-
12114	14	12514	14	13014	14
12118	18	12518	18	13018	18
12124	24	12524	24	13024	24
12132	32	12532	32	13032	32




SH-100A



ASH-800

Small, lightweight "SuperHand" performs with the power and efficiency of much larger tools. Ideal for filing, descaling, grinding, chamfering and polishing. Great for curves. **Extra files and pad assembly available.**

- TA9A222-0** Rat Tail File (set of 5)
- TA9A223-0** Triangular Taper File (set of 5)
- TA9A224-0** Half Round File (set of 5)
- TA9A225-0** Flat Bastard File (set of 5)



Model No.	Speed	Stroke	Shank Diameter	Length	Weight	Avg. Air Consumption
MP-1000A-ST	3700 B/minute	23/64"	1/4"	6-7/8"	2.50 lbs.	8.5 cfm
SH-100A	3700 B/minute	23/64"	1/4"	6-7/8"	2.50 lbs.	8.5 cfm
ASH-800	6500 B/minute	5/16"	7/32"	7-1/2"	1.15 lbs.	8.1 cfm

Equipped with 4 different files for all types of work.

Reciprocating Saws & Accessories



Model MP-5-1212-0050 Hacksaw



Designed for service in refineries, chemical plants, utilities, pipelines and heavy industry. Ideal for cutting pipes, tanks and structural steel. Pipes up to 24" diameter can be cut in a single pass. Optional clamps for precise cuts available.

Strokes Per Minute.....	330	Rec'd Hose Size	1/2"
Length of Stroke	2-3/8"	Weight	15.4 lbs.
Capacity	24"	Air Inlet Thread	3/4"
Maximum HP	1.5	Avg. Air Consumption	51 cfm

MP-5-1212-0050 Accessories



512079910 Pipe Clamp



512078970 Profile Clamp



CCSG3 4-in-1 Clamp



512029960 Pipe Clamp

Part No.	Description
512019010	17-3/8" Extension Chain
512019030	39-3/8" Extension Chain
512079970	Saw Blade Guide (up to 13" capacity)
512078910	Saw Blade Guide (up to 21" capacity)
512079910	Pipe Clamp (up to 6" capacity)
512029960	Pipe Clamp (up to 12-3/4" capacity, up to 24" dia. with extension chain)
512078970	Profile Clamp (up to 21-5/8" x 11-3/8" capacity)
CCSG3	4-in-1 Clamp

Part No.	Description
10907	16" Saw Blade, 14 TPI
Z22-6-HSS	12" Saw Blade, 16 TPI (50 per box)
Z22-7-HSS	16" Saw Blade, 16 TPI (50 per box)
Z22-29-HSS	16" Saw Blade, 8 TPI (50 per box)
Z22-30-HSS	21" Saw Blade, 12 TPI (25 per box)
Z22-37-HSS	37" Saw Blade, 12 TPI (25 per box)
Z22-72-HSS	20" Saw Blade, 14 TPI (20 per box)

MP-5-1217-0020 Reciprocating Saw



The perfect tool for sawing up to 4" steel pipe or up to 6" plastic pipe. Ideal for assembly, demolition, pipe repair and pallets. Plunge-in sawing for plastic pipe up to 63" in diameter. Optional clamps available.

Strokes Per Minute.....	1800	Rec'd Hose Size	1/2"
Length of Stroke	1-1/8"	Weight	9 lbs.
Capacity	4"	Air Inlet Thread	1/2"
Maximum HP	1.3	Avg. Air Consumption	46 cfm

MP-5-1217-0020 Accessories



563100 Clamp-On Vise



251259 Pipe Clamp

Part No.	Description
252329	6" Blade, 8 TPI, 5 blades per pack
251620	8" Blade, 8 TPI, 5 blades per pack
251259	Pipe Clamp (1/2" - 6" capacity, up to 8" plastic)
259983	Clamp-On Vise (1/2" - 2" capacity)
563100	Clamp-On Vise (2-1/2" - 4" capacity)



Michigan Pneumatic Model MP-51005

Utility Chain Saw

Lightweight, general utility pneumatic chain saw cuts wood and plastic fast. Ideal for applications in chemical plants, utilities, mines and construction.

51005-7110 10" Guide Bar
51005-9910 10" Chain

Blade Length	10"	Length	20-1/4"
Free Speed	228 sfpm	Weight	4.4 lbs.
Maximum HP	1.20	Air Inlet Thread	1/4"
Rec'd Hose Size	3/8"	Avg. Air Consumption	30 cfm



Michigan Pneumatic Model MP-51007-25

Utility Chain Saw

Ideal for cutting wood and plastic in polyethylene plants, petro-chemical industries, utilities, underground mines and marine industries. **Model MP-51008-25 for underwater applications.**

51007-7140 25" Guide Bar **51007-9940** 25" Chain

Blade Length	25"	Length	41"
Free Speed	1900 sfpm	Weight	20 lbs.
Maximum HP	4.00	Air Inlet Thread	3/4"
Rec'd Hose Size	3/4"	Avg. Air Consumption	92 cfm



Michigan Pneumatic Model MP-71773-14

Concrete Chain Saw

Designed to cut through reinforced concrete, stone, concrete pipe and brick. Features die-cast aluminum body for use in harsh environments and a built-in wall-walker for leverage. **Model MP-71773-10 with 10" blade length available.**

71773-2176 14" Guide Bar **70552** Speed Hook® Kit
71773-4723 14" Chain

Blade Length	14"	Length	35-1/4"
Free Speed	4900 sfpm	Weight	34 lbs.
Maximum HP	6.50	Air Inlet Thread	3/4"
Rec'd Hose Size	3/4"	Avg. Air Consumption	124 cfm



Michigan Pneumatic Model MP-5631-475

Portable Band Saw

Safe in hazardous areas. Fast, free-hand cutting of pipe and other profiles. Quickly cuts steel, angle iron, stainless steel and hard metals with tough M42 saw blades. **Electric Model MP-5641-475 available.**

925060030 10-14 Variable TPI Bandsaw Blade (each)
560039000 Clamp-On Vise

Max. Width of Cut.....	4-1/2"	Length	21-1/2"
Max. Depth of Cut	4-3/4"	Weight	14 lbs.
Free Speed	220 sfpm	Air Inlet Thread	1/4"
Maximum HP	0.75	Avg. Air Consumption	20 cfm



Michigan Pneumatic Model MP-5631-725

Portable Band Saw

Safe in hazardous areas. Fast, free-hand cutting of pipe and other profiles. Quickly cuts steel, angle iron, stainless steel and hard metals with tough M42 saw blades. **Electric Model MP-5671-725 available.**

925060230 10-14 Variable TPI Bandsaw Blade (each)
560319400 Clamp-On Vise

Max. Width of Cut.....	7"	Length	28-3/4"
Max. Depth of Cut	7"	Weight	28 lbs.
Free Speed	295 sfpm	Air Inlet Thread	1/4"
Maximum HP	1.30	Avg. Air Consumption	43 cfm