



Self-Storing Coiled Nylon Air Hose

- Rugged construction
- Extends and retracts like a telephone cord
- Improves safety and efficiency
- Saves space
- Oil and abrasion resistant
- Lightweight
- 200 psi working pressure
- Reusable male fittings

Features 360° Swivel Fittings.



1/4" Coiled Hose

Model No.	Length	Storage Length
N14-12B	12 ft.	5"
N14-25B	25 ft.	10"
N14-50B	50 ft.	20"

3/8" Coiled Hose

Model No.	Length	Storage Length
N38-12B	12 ft.	5"
N38-25B	25 ft.	10"
N38-50B	50 ft.	20"

1/2" Coiled Hose

Model No.	Length	Storage Length
N12-12B	12 ft.	5"
N12-25B	25 ft.	10"
N12-50B	50 ft.	20"

Industrial Grade Air Hose - with Fittings

- Maximum pressure 200 psi to 250 psi
- Heavy-duty double strand
- High tensile rayon cord
- Braided body
- Tough neoprene
- Oil resistant



Model	Hose ID	Hose OD	Length	Max.PSI	Fittings
AH-1	1/4"	1/2"	25 ft.	200 psi	1/4" MPT
AH-2	1/4"	1/2"	50 ft.		
AH-3	3/8"	11/16"	25 ft.		
AH-4	3/8"	11/16"	50 ft.		
AH-44	1/2"	1-3/16"	25 ft.	250 psi	1/2" MPT
AH-45	1/2"	1-3/16"	50 ft.		1/2" MPT
AH-5	3/4"	1-5/32"	50 ft.		Chicago Fitting
AH-6	1"	1-7/16"	50 ft.		Chicago Fitting

Other sizes also available. All air hoses are industrial grade construction.

Industrial Whip Hose - with Fittings

- Maximum pressure 200 psi to 250 psi
- Oil resistant



Model	Hose ID	Hose OD	Length	Max.PSI	Fittings
WH-2	1/4"	1/2"	10 ft.	200 psi	1/4" MPT
WH-4	3/8"	11/16"		200 psi	1/4" MPT
WH-6	1/2"	1-3/16"		250 psi	1/2" MPT
WH-7	1/2"	1-3/16"	10 ft.	250 psi	1/4" MPT x CP
WH-8					3/8" MPT x CP
WH-9					1/2" MPT x CP
WH-94					1/2" MPT x 3/8" MPT
WH-10					1/2" MPT x 3/4" MPT
WH-11	1/2"	1-3/16"	10 ft.	250 psi	1/2" MPT x L-1
WH-12					1/2" MPT x L-3
WH-13					3/4" MPT x L-1
WH-14					3/4" MPT x L-3

Neoprene Swivel Pigtail Assemblies with Female Fitting and Male Swivel



Model No.	Hose Size ID	Length	Fittings
RP0418S	1/4"	18"	1/4" NPT
RP0436S		36"	
RP0618S	3/8"	18"	3/8" NPT
RP0624S		24"	
RP0636S		36"	

Stainless Worm Gear Hose Clamps




Model No.	Minimum Diameter	Maximum Diameter
HS6	7/16"	25/32"
HS8	1/2"	29/32"
HS10	9/16"	1-1/16"
HS12	11/16"	1-1/4"
HS16	13/16"	1-1/2"
HS20	13/16"	1-3/4"
HS24	1-1/16"	2"
HS28	1-5/16"	2-1/4"
HS32	1-9/16"	2-1/2"

K-Series Band Clamps & Tools

Model	ID
K3-CLAMP	13/16"
K311-CLAMP	1-3/8"
K4-CLAMP	1"
K5-CLAMP	1-1/4"
K6-CLAMP	1-1/2"
K7-CLAMP	1-3/4"
K8-CLAMP	2"
K9-CLAMP	2-1/4"
K10-CLAMP	2-1/2"
K11-CLAMP	2-3/4"
K12-CLAMP	3"

K-Series Band Clamp



F100 Clamp Tool ("F" & "K" Series)

F38 Clamp Tool (not shown) (F-Series clamps only)

F-Series center punch clamps also available.



Proper Selection Guidelines

1/4" Series: Recommended for tools requiring up to 25 cfm of air, such as small drills, screwdrivers and air hammers using a 1/4" and 3/8" air hose.

3/8" Series: Recommended for tools requiring up to 50 cfm of air, such as drills up to 1/2", impact wrenches 3/8" to 5/8", and die grinders and chipping hammers using a 3/8" hose.

1/2" Series: Recommended for tools requiring up to 90 cfm of air, such as drills up to 1-1/4", impact wrenches 3/4" to 1-1/4", grinders 4" to 8", and heavy chipping and riveting hammers using a 1/2" hose.

Foster industrial couplers feature the standard industrial interchange design most widely used in industry. Please specify the same series size couplers and plugs when ordering. Plugs of one series size will not fit couplers of another size. **Other types and styles of couplers and connectors are available.**

Quick Change Couplers

with Male Pipe Thread

Model No.	Series	Thread Size
2903	1/4"	1/8" MPT
3103	1/4"	1/4" MPT
3303	1/4"	3/8" MPT
4104	3/8"	1/4" MPT
4304	3/8"	3/8" MPT
4504	3/8"	1/2" MPT
5105	1/2"	3/8" MPT
5305	1/2"	1/2" MPT
5505	1/2"	3/4" MPT



Quick Change Couplers

with Female Pipe Thread

Model No.	Series	Thread Size
2803	1/4"	1/8" FPT
3003	1/4"	1/4" FPT
3203	1/4"	3/8" FPT
4004	3/8"	1/4" FPT
4204	3/8"	3/8" FPT
4404	3/8"	1/2" FPT
5005	1/2"	3/8" FPT
5205	1/2"	1/2" FPT
5405	1/2"	3/4" FPT



Quick Change Plugs

with Male Pipe Thread

Model No.	Series	Thread Size
12-3	1/4"	1/8" MPT
10-3	1/4"	1/4" MPT
14-3	1/4"	3/8" MPT
40-4	3/8"	1/4" MPT
42-4	3/8"	3/8" MPT
44-4	3/8"	1/2" MPT
52-5	1/2"	3/8" MPT
54-5	1/2"	1/2" MPT
56-5	1/2"	3/4" MPT



Quick Change Plugs

with Female Pipe Thread

Model No.	Series	Thread Size
13-3	1/4"	1/8" FPT
11-3	1/4"	1/4" FPT
15-3	1/4"	3/8" FPT
41-4	3/8"	1/4" FPT
43-4	3/8"	3/8" FPT
45-4	3/8"	1/2" FPT
53-5	1/2"	3/8" FPT
55-5	1/2"	1/2" FPT
57-5	1/2"	3/4" FPT



Quick Change Couplers

with Hose Stem

Model No.	Series	Hose I.D.
3603	1/4"	1/4"
3703	1/4"	3/8"
4604	3/8"	1/4"
4804	3/8"	3/8"
4904	3/8"	1/2"
5705	1/2"	3/8"
5805	1/2"	1/2"
5905	1/2"	3/4"



Quick Change Couplers

with Hose Stem

Model No.	Series	Hose I.D.
16-3	1/4"	1/4"
17-3	1/4"	3/8"
46-4	3/8"	1/4"
48-4	3/8"	3/8"
49-4	3/8"	1/2"
59-5	1/2"	3/8"
60-5	1/2"	1/2"
61-5	1/2"	3/4"



Barbed Hose Stems

Brass

Model No.	Thread Size	Hose I.D.
M-3	1/8" MPT	1/4"
M-4	1/8" MPT	5/16"
M-5	1/8" MPT	3/8"
M-6	1/4" MPT	3/16"
M-7	1/4" MPT	1/4"
M-8	1/4" MPT	5/16"
M-9	1/4" MPT	3/8"
M-11	1/4" MPT	1/2"
M-12	3/8" MPT	1/4"
M-13	3/8" MPT	3/8"
M-14	3/8" MPT	1/2"
M-15	3/8" MPT	3/4"
M-16	1/2" MPT	3/8"
M-17	1/2" MPT	1/2"
M-19	1/2" MPT	3/4"



Barbed Hose Stems

Steel

Model No.	Thread Size	Hose I.D.
3501	1/8" MPT	1/4"
3502	1/4" MPT	1/4"
3503	1/8" MPT	3/8"
3504	3/8" MPT	1/4"
3505	1/4" MPT	3/8"
3506	3/8" MPT	3/8"
3508	1/2" MPT	3/8"
3509	1/4" MPT	1/2"
3510	3/8" MPT	1/2"
3511	3/4" MPT	1/2"
3512	1/2" MPT	1/2"
3513	1/2" MPT	3/4"
3514	3/4" MPT	3/4"
3518	1" MPT	1"



Can be used in conjunction with Dixon universal coupling hose clamps.



Air Hose Couplings & Fittings

Universal Couplings

Male Thread

Model No.	Male Thread
UM-25-M	1/4"
UM-37-M	3/8"
UM-50-M	1/2"
UM-75-M	3/4"
UM-100-M	1"



Universal Couplings

Female Thread

Model No.	Female Thread
UF-25-M	1/4"
UF-37-M	3/8"
UF-50-M	1/2"
UF-75-M	3/4"
UF-100-M	1"



Universal Couplings

Hose End

Model No.	Hose I.D.
UH-37-M	3/8"
UH-50-M	1/2"
UH-62-M	5/8"
UH-75-M	3/4"
UH-100-M	1"



Universal Coupling Accessories



AC1
Safety Lock Clip



AWR-4
Rubber Gasket for
Universal Coupling



UD-301-M
Universal "Dead-End"
Coupling



UW-300-M
Universal 3-Way
Coupling

Universal Coupling

Hose Clamps

Model No.	Hose I.D.	For Hose O.D.
CD	3/8"	11/16" to 7/8"
B5	1/2"	1-1/16" to 1-3/16"
BU9	3/4"	1-3/16" to 1-5/16"
A-10	7/8"	1-5/16" to 1-1/2"
B14	1"	1-21/32" to 1-15/16"



Double Bolt Hose Clamps

Model No.	Hose I.D.	Fits Hose O.D.
SL29	1/2"	7/8" to 1-1/8"
J48	3/4"	1-1/8" to 1-3/16"
JX49	1"	1-7/16" to 1-17/32"
DL14	1-1/4"	1-5/8" to 1-13/16"
DL20	1-1/2"	1-3/4" to 2-3/64"



Barbed Hose Stems

Steel



Model No.	Hose O.D.
DMA	1/4" x 1/4"
DMB	3/8" x 3/8"
DM1	1/2" x 1/2"
DM6	3/4" x 3/4"
DM11	1" x 1"

Swivel Barbed Hose Stems

Brass



Model No.	MPT	Hose I.D.
M7S	1/4"	1/4"
M13S	3/8"	3/8"
M17S	1/2"	1/2"

Swivel Fittings

Brass



Model No.	MPT	FPT
25US	1/4"	1/4"
38US	3/8"	3/8"

Couplings

Brass



Model No.	FPT
PF2072	1/8"
PF2074	1/4"
PF2076	3/8"
PF2078	1/2"
PF2079	3/4"
PF2080	1"
PF20842	1/4" x 1/8"
PF20862	3/8" x 1/8"
PF20864	3/8" x 1/4"
PF20884	1/2" x 1/4"
PF20886	1/2" x 3/8"

Adapters

Brass



Model No.	MPT	FPT
H0202	1/8"	1/8"
H0402	1/4"	1/8"
H0404	1/4"	1/4"
H0604	3/8"	1/4"
H0606	3/8"	3/8"
H0806	1/2"	3/8"
H0808	1/2"	1/2"
H0809	3/4"	3/4"
H0810	1"	1"

Reducer Bushing

Brass



Model No.	MPT	FPT
PF20942	1/4"	1/8"
PF20962	3/8"	1/8"
PF20964	3/8"	1/4"
PF20982	1/2"	1/8"
PF20984	1/2"	1/4"
PF20986	1/2"	3/8"
PF209124	3/4"	1/4"
PF209126	3/4"	3/8"
PF209128	3/4"	1/2"
PF209168	1"	1/2"
B21612	1"	3/4"

Hex Nipples

Brass



Model No.	MPT	FPT
PF22222	1/8"	1/8"
PF22242	1/8"	1/4"
PF22244	1/4"	1/4"
PF22264	1/4"	3/8"
PF22266	3/8"	3/8"
PF22286	3/8"	1/2"
PF22288	1/2"	1/2"



Nippon Pneumatic Model JAC-2

Vacuum Air Cleaner



Inexpensive, efficient tool for cleaning auto interiors. Ideal for repair shops and foundries for vacuuming scrap and dust instead of blowing off.

- Compact and lightweight
- Tremendous vacuuming power
- Venturi Style



Michigan Pneumatic Model BLS

Safety Air Blow Gun

The first air duster ever made with a conical air curtain system to protect workers from injury. **OSHA approved.**



- 1/4" male inlet
- Eliminates blowing metal chips
- Adjustable air curtain angle
- Designed for safety and efficiency

Michigan Pneumatic Model 336-RT

Rubber-Tip Blow Gun



- Handy hang-up hook
- Rugged construction
- 1/4" female inlet
- Ideal for use on delicate surfaces
- Extension blow guns available

Safety Brush Blow Gun

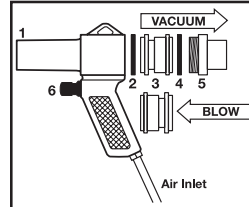
Exclusive 2-in-1 safety brush blow gun features a standard blow gun with a choice of built-in wire, nylon or horsehair brushes for fast, easy air-blast cleaning. **Blow brush conforms to OSHA standards. Replacement brushes available.**



- Model 801S** Safety blow gun with steel brush
- Model 802S** Safety blow gun with nylon brush
- Model 803S** Safety blow gun with horsehair brush
- Model 810K** Safety blow gun kit with all 3 brushes: steel, nylon and horsehair

Blow/Vacuum Gun

A two-in-one cleaning gun for high powered vacuum cleaning or precise, high-velocity air pressure cleaning of machine tools. Also useful for cooling industrial and manufacturing processes. **Deep hole gun kit available.**



1. Body
2. O-Ring
3. Venturi
4. O-Ring
5. End Section
6. Trigger Assembly

Vacuum	4"
Air Pressure	101.5 psi
Air Consumption:.....	17.65 cfm
Air Output.....	123.65 cfm

Model:

- BV11-DBK** Gun with dust bag kit
- BV22-DBK** Gun with dust bag kit
- BV11** 11mm Blow/Vacuum gun without dust bag kit
- BV22** 22mm Blow/Vacuum gun without dust bag kit

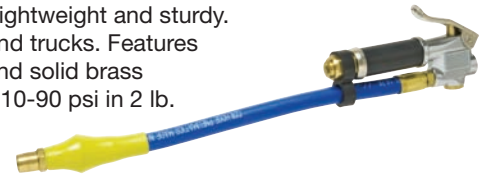
Positive Grip Air Chuck Model CHAP-4400

1/4" I.D. x 12" hose with brass ball chuck and 1/4" female swivel fittings. Ideal for up to 250 psi.



Tire Inflation Gauge Model TGC-090

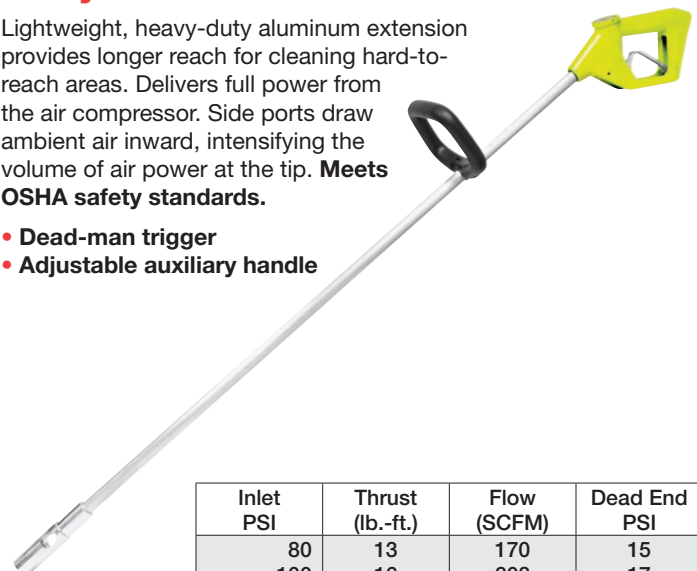
Rugged, compact, lightweight and sturdy. Designed for cars and trucks. Features aluminum casting and solid brass dial calibrated from 10-90 psi in 2 lb. increments.



Safety Air Blow Gun Model F5048AA

Lightweight, heavy-duty aluminum extension provides longer reach for cleaning hard-to-reach areas. Delivers full power from the air compressor. Side ports draw ambient air inward, intensifying the volume of air power at the tip. **Meets OSHA safety standards.**

- Dead-man trigger
- Adjustable auxiliary handle



Inlet PSI	Thrust (lb.-ft.)	Flow (SCFM)	Dead End PSI
80	13	170	15
100	16	208	17
120	18	244	21
(max.) 150	24	302	29