



Grinders

Call Today to Order • 800-521-8104

9500 SERIES GRINDER

9500 Series 4", 4-1/2", 5" Wheel Angle Grinders

Features:

- Use 9500 Series Wheel Angle Grinders for quickly removing material, cutting and deburring in foundry, welding, petrochemical, shipbuilding and fabrication applications.
- Heavy-duty angle heads feature a robust bevel and pinion gear design that provides superior power and extended tool life.
- Available in many configurations to ensure that every need is met and every expectation exceeded.



Model	Wheel Capacity	Termination	Exhaust	RPM	Max HP	Length	Weight	Air Inlet Thread	Rec'd Hose Size	Avg. Air Cons
MP-9511AGF-384T1	4" Type 1	3/8"-24 External Thread	Front	11,500	0.8	7-5/8"	3.9 lbs	1/4"	3/8"	35 cfm
MP-9511AGF-384T7	4" Type 27		Front	11,500	0.8	7-5/8"	3.9 lbs	1/4"	3/8"	35 cfm
MP-9511AGF-385T1	5" Type 1		Front	11,500	0.8	7-5/8"	3.9 lbs	1/4"	3/8"	35 cfm
MP-9511AGF-385T7	5" Type 27		Front	11,500	0.8	7-5/8"	3.9 lbs	1/4"	3/8"	35 cfm
MP-9511AGF-584T1	4" Type 1	5/8"-11 External Thread	Front	11,500	0.8	7-5/8"	3.9 lbs	1/4"	3/8"	35 cfm
MP-9511AGF-584T7	4" Type 27		Front	11,500	0.8	7-5/8"	3.9 lbs	1/4"	3/8"	35 cfm
MP-9511AGF-585T1	5" Type 1		Front	11,500	0.8	7-5/8"	3.9 lbs	1/4"	3/8"	35 cfm
MP-9511AGF-585T7	5" Type 27		Front	11,500	0.8	7-5/8"	3.9 lbs	1/4"	3/8"	35 cfm
MP-9511AGS-384T1	4" Type 1	3/8"-24 External Thread	Side	11,500	0.8	7-5/8"	3.9 lbs	1/4"	3/8"	32 cfm
MP-9511AGS-384T7	4" Type 27		Side	11,500	0.8	7-5/8"	3.9 lbs	1/4"	3/8"	32 cfm
MP-9511AGS-385T1	5" Type 1		Side	11,500	0.8	7-5/8"	3.9 lbs	1/4"	3/8"	32 cfm
MP-9511AGS-385T7	5" Type 27		Side	11,500	0.8	7-5/8"	3.9 lbs	1/4"	3/8"	32 cfm
MP-9511AGS-584T1	4" Type 1	5/8"-11 External Thread	Side	11,500	0.8	7-5/8"	3.9 lbs	1/4"	3/8"	32 cfm
MP-9511AGS-584T7	4" Type 27		Side	11,500	0.8	7-5/8"	3.9 lbs	1/4"	3/8"	32 cfm
MP-9511AGS-585T1	5" Type 1		Side	11,500	0.8	7-5/8"	3.9 lbs	1/4"	3/8"	32 cfm
MP-9511AGS-585T7	5" Type 27		Side	11,500	0.8	7-5/8"	3.9 lbs	1/4"	3/8"	32 cfm
MP-9511AGR-384T1	4" Type 1	3/8"-24 External Thread	Rear	11,500	0.8	8-3/8"	3.9 lbs	1/4"	3/8"	30 cfm
MP-9511AGR-384T7	4" Type 27		Rear	11,500	0.8	8-3/8"	3.9 lbs	1/4"	3/8"	30 cfm
MP-9511AGR-385T1	5" Type 1		Rear	11,500	0.8	8-3/8"	3.9 lbs	1/4"	3/8"	30 cfm
MP-9511AGR-385T7	5" Type 27		Rear	11,500	0.8	8-3/8"	3.9 lbs	1/4"	3/8"	30 cfm
MP-9511AGR-584T1	4" Type 1	5/8"-11 External Thread	Rear	11,500	0.8	8-3/8"	3.9 lbs	1/4"	3/8"	30 cfm
MP-9511AGR-584T7	4" Type 27		Rear	11,500	0.8	8-3/8"	3.9 lbs	1/4"	3/8"	30 cfm
MP-9511AGR-58412T7	4-1/2" Type 27		Rear	11,500	0.8	8-3/8"	3.9 lbs	1/4"	3/8"	30 cfm
MP-9511AGR-585T1	5" Type 1		Rear	11,500	0.8	8-3/8"	3.9 lbs	1/4"	3/8"	30 cfm
MP-9511AGR-585T7	5" Type 27		Rear	11,500	0.8	8-3/8"	3.9 lbs	1/4"	3/8"	30 cfm



9500 Series 1/4" Collet Angle Grinders

Features:

- Use 9500 Series Collet Angle Grinders for quickly removing material, cutting and deburring in foundry, welding, petrochemical, shipbuilding and fabrication applications.
- Heavy-duty angle heads feature a robust bevel and pinion gear design that provides superior power and extended tool life.
- Available in many configurations to ensure that every need is met and every expectation exceeded.

Model	Capacity	Termination	Exhaust	RPM	Max HP	Length	Weight	Air Inlet Thread	Rec'd Hose Size	Avg. Air Cons
MP-9511AGF-C4	1" Carbide Burr, 2" Wheel	1/4" Collet	Front	11,500	0.8	7-5/8"	3.6 lbs	1/4"	3/8"	35 cfm
MP-9511AGS-C4	1" Carbide Burr, 2" Wheel	1/4" Collet	Side	11,500	0.8	7-5/8"	3.6 lbs	1/4"	3/8"	32 cfm
MP-9511AGR-C4	1" Carbide Burr, 2" Wheel	1/4" Collet	Rear	11,500	0.8	8-3/8"	3.6 lbs	1/4"	3/8"	30 cfm

C4 = 1/4" Collet Insert (standard)

Also Available: C6 = 3/16" Collet Insert, C6M = 6mm Collet Insert, C3 = 3/8" Collet Insert, C5 = 5/16" Collet Insert, C8 = 1/8" Collet Insert

9500 Series Extended Low Profile Angle Grinders

Features:


- 1/4" collet, 1/4"-20 external and 1/4"-20 internal
- For sanding, grinding and polishing in extremely confined spaces.
- Great for getting into tight spots during turbine repair and construction.



MP-9513EXTAGS-LPC4



-LPC4



-14M2




-14F2

*Patented External Spindle Lock version available.

Model	Capacity	Termination	Exhaust	RPM	Max HP	Length	Weight	Air Inlet Thread	Rec'd Hose Size	Avg. Air Cons
MP-9513EXTAGF-LPC4	1" Carbide Burr, 2" Wheel	1/4" ER 11 Collet	Front	13,500	0.8	9-5/8"	2.9 lbs	1/4"	3/8"	35 cfm
MP-9513EXTAGR-LPC4			Rear	13,500	0.8	9-5/8"	2.9 lbs	1/4"	3/8"	30 cfm
MP-9513EXTAGS-LPC4			Side	13,500	0.8	10-1/8"	2.9 lbs	1/4"	3/8"	32 cfm
MP-9516EXTAGR-LPC4			Rear	16,500	0.8	9-5/8"	2.9 lbs	1/4"	3/8"	30 cfm
MP-9513EXTASF-14M2	2" or 3" Disc	1/4"-20 External Thread	Front	13,500	0.8	9-5/8"	2.9 lbs	1/4"	3/8"	35 cfm
MP-9513EXTASR-14M2			Rear	13,500	0.8	9-5/8"	2.9 lbs	1/4"	3/8"	30 cfm
MP-9513EXTASS-14M2			Side	13,500	0.8	10-1/8"	2.9 lbs	1/4"	3/8"	32 cfm
MP-9516EXTASR-14M2			Rear	16,500	0.8	9-5/8"	2.9 lbs	1/4"	3/8"	30 cfm
MP-9513EXTASF-14F2	2" or 3" Disc	1/4"-20 Internal Thread	Front	13,500	0.8	9-5/8"	2.9 lbs	1/4"	3/8"	35 cfm
MP-9513EXTASR-14F2			Rear	13,500	0.8	9-5/8"	2.9 lbs	1/4"	3/8"	30 cfm
MP-9513EXTASS-14F2			Side	13,500	0.8	10-1/8"	2.9 lbs	1/4"	3/8"	32 cfm
MP-9516EXTASR-14F2			Rear	16,500	0.8	9-5/8"	2.9 lbs	1/4"	3/8"	30 cfm

Call Today to Order • 800-521-8104

10-3



9500 Series Extended 1/4" Collet Angle Grinders

Features:

- Use 9500 Series Extended Angle Collet Grinders for quickly removing material, deburring chamfering in shipyards, welding, petrochemical and fabrication applications.
- Available in a multitude of collets sizes to ensure versatility in the work place.
- Patented External Spindle Lock version available.

Model	Capacity	Termination	Exhaust	RPM	Max HP	Length	Weight	Air Inlet Thread	Rec'd Hose Size	Avg. Air Cons
MP-9513EXTAGS-C4	1" Carbide Burr, 2" Wheel	1/4" Collet	Side	13,500	0.8	9-5/8"	3 lbs	1/4"	3/8"	32 cfm
MP-9513EXTAGF-C4	1" Carbide Burr, 2" Wheel	1/4" Collet	Front	13,500	0.8	9-5/8"	3 lbs	1/4"	3/8"	35 cfm
MP-9513EXTAGR-C4	1" Carbide Burr, 2" Wheel	1/4" Collet	Rear	13,500	0.8	10-1/8"	3 lbs	1/4"	3/8"	30 cfm
MP-9516EXTAGR-C4	1" Carbide Burr, 2" Wheel	1/4" Collet	Rear	16,500	0.8	10-1/8"	3 lbs	1/4"	3/8"	30 cfm

C4 = 1/4" Collet Insert (standard)

Also Available: C6 = 3/16" Collet Insert, C6M = 6mm Collet Insert, C3 = 3/8" Collet Insert, C5 = 5/16" Collet Insert, C8 = 1/8" Collet Insert



9500 Series Extended 4" Wheel Angle Grinders

Features:

- Use 9500 Series Extended Wheel Angle Grinders for quickly removing material, cutting and deburring in shipyards, welding, petrochemical and fabrication applications.
- Low profile angle head and 3-position guard gives the operator the ability to work in hard to reach areas.
- Available in Type 1 and Type 27 wheel configurations to ensure versatility in the workplace.
- Patented External Spindle Lock version available.

Model	Wheel Capacity	Termination	Exhaust	RPM	Max HP	Length	Weight	Air Inlet Thread	Rec'd Hose Size	Avg. Air Cons
MP-9513EXTAGF-384T1	4" Type 1	3/8"-24 External Thread	Front	13,500	0.8	9-5/8"	3.3 lbs	1/4"	3/8"	35 cfm
MP-9513EXTAGF-384T7	4" Type 27	3/8"-24 External Thread	Front	13,500	0.8	9-5/8"	3.3 lbs	1/4"	3/8"	35 cfm
MP-9513EXTAGS-384T1	4" Type 1	3/8"-24 External Thread	Side	13,500	0.8	9-5/8"	3.3 lbs	1/4"	3/8"	32 cfm
MP-9513EXTAGS-384T7	4" Type 27	3/8"-24 External Thread	Side	13,500	0.8	9-5/8"	3.3 lbs	1/4"	3/8"	32 cfm
MP-9513EXTAGR-384T1	4" Type 1	3/8"-24 External Thread	Rear	13,500	0.8	10-1/8"	3.3 lbs	1/4"	3/8"	30 cfm
MP-9513EXTAGR-384T7	4" Type 27	3/8"-24 External Thread	Rear	13,500	0.8	10-1/8"	3.3 lbs	1/4"	3/8"	30 cfm
MP-9516EXTAGR-384T1	4" Type 1	3/8"-24 External Thread	Rear	16,500	0.8	10-1/8"	3.3 lbs	1/4"	3/8"	30 cfm
MP-9516EXTAGR-384T7	4" Type 27	3/8"-24 External Thread	Rear	16,500	0.8	10-1/8"	3.3 lbs	1/4"	3/8"	30 cfm



9500 Series Extended 1/4" Collet Die Grinders

Features:

- Two-handed operation with extended housing allows for more control and precision.
- Available in multiple collet sizes and speeds to satisfy your most difficult deburring applications.

Model	Capacity	Termination	Exhaust	RPM	Max HP	Length	Weight	Air Inlet Thread	Rec'd Hose Size	Avg. Air Cons
MP-9518EXTDGR-C4	1" Carbide Burr, 2" Wheel	1/4" Collet	Rear	18,000	0.95	12-3/4"	2.3 lbs	1/4"	3/8"	30 cfm
MP-9520EXTDGR-C4	1" Carbide Burr, 2" Wheel	1/4" Collet	Rear	20,000	0.95	12-3/4"	2.3 lbs	1/4"	3/8"	30 cfm
MP-9525EXTDGR-C4	1" Carbide Burr, 2" Wheel	1/4" Collet	Rear	25,000	0.95	12-3/4"	2.3 lbs	1/4"	3/8"	30 cfm
MP-9518EXTDGS-C4	1" Carbide Burr, 2" Wheel	1/4" Collet	Side	18,000	0.95	12-1/4"	2.3 lbs	1/4"	3/8"	32 cfm
MP-9524EXTDGS-C4	1" Carbide Burr, 2" Wheel	1/4" Collet	Side	24,000	0.95	12-1/4"	2.3 lbs	1/4"	3/8"	32 cfm

C4 = 1/4" Collet Insert (standard)
Also Available: C6 = 3/16" Collet Insert, C6M = 6mm Collet Insert, C3 = 3/8" Collet Insert, C5 = 5/16" Collet Insert, C8 = 1/8" Collet Insert



9500 Series Extended Cone Wheel Grinders

Features:

- Two-handed operation with extended housing allows for more control and precision.
- Available in multiple exhausts and speeds to satisfy your most difficult deburring applications.

Model	Wheel Capacity	Termination	Exhaust	RPM	Max HP	Length	Weight	Air Inlet Thread	Rec'd Hose Size	Avg. Air Cons
MP-9518EXTHGR-383CW	1.25"	3/8"-24 External Thread	Rear	18,000	0.95	12-3/4"	2.3 lbs	1/4"	3/8"	30 cfm
MP-9518EXTHGR-123CW	1.25"	1/2"-13 External Thread	Rear	18,000	0.95	12-3/4"	2.3 lbs	1/4"	3/8"	30 cfm
MP-9520EXTHGR-383CW	1.25"	3/8"-24 External Thread	Rear	20,000	0.95	12-3/4"	2.3 lbs	1/4"	3/8"	30 cfm
MP-9520EXTHGR-123CW	1.25"	1/2"-13 External Thread	Rear	20,000	0.95	12-3/4"	2.3 lbs	1/4"	3/8"	30 cfm
MP-9525EXTHGR-383CW	1.25"	3/8"-24 External Thread	Rear	25,000	0.95	12-3/4"	2.3 lbs	1/4"	3/8"	30 cfm
MP-9525EXTHGR-123CW	1.25"	1/2"-13 External Thread	Rear	25,000	0.95	12-3/4"	2.3 lbs	1/4"	3/8"	30 cfm
MP-9518EXTHGS-383CW	1.25"	3/8"-24 External Thread	Side	18,000	0.95	12-1/4"	2.3 lbs	1/4"	3/8"	32 cfm
MP-9518EXTHGS-123CW	1.25"	1/2"-13 External Thread	Side	18,000	0.95	12-1/4"	2.3 lbs	1/4"	3/8"	32 cfm
MP-9524EXTHGS-383CW	1.25"	3/8"-24 External Thread	Side	24,000	0.95	12-1/4"	2.3 lbs	1/4"	3/8"	32 cfm
MP-9524EXTHGS-123CW	1.25"	1/2"-13 External Thread	Side	24,000	0.95	12-1/4"	2.3 lbs	1/4"	3/8"	32 cfm



9500 Series Extended 4" Horizontal Grinders

Features:

- Two-handed operation with extended housing allows for more control and precision.
- Available in multiple exhausts and speeds to satisfy your most difficult applications.

Model	Wheel Capacity	Termination	Exhaust	RPM	Max HP	Length	Weight	Air Inlet Thread	Rec'd Hose Size	Avg. Air Cons
MP-9518EXTHGR-384T1	4" Type 1	3/8"-24 External Thread	Rear	18,000	0.95	12-3/4"	2.7 lbs	1/4"	3/8"	30 cfm
MP-9520EXTHGR-384T1	4" Type 1	3/8"-24 External Thread	Rear	20,000	0.95	12-3/4"	2.7 lbs	1/4"	3/8"	30 cfm
MP-9525EXTHGR-384T1	4" Type 1	3/8"-24 External Thread	Rear	25,000	0.95	12-3/4"	2.7 lbs	1/4"	3/8"	30 cfm
MP-9518EXTHGS-384T1	4" Type 1	3/8"-24 External Thread	Side	18,000	0.95	12-1/4"	2.7 lbs	1/4"	3/8"	32 cfm
MP-9524EXTHGS-384T1	4" Type 1	3/8"-24 External Thread	Side	24,000	0.95	12-1/4"	2.7 lbs	1/4"	3/8"	32 cfm

9500 Series 1/4" & 3/8" Routers

Features:

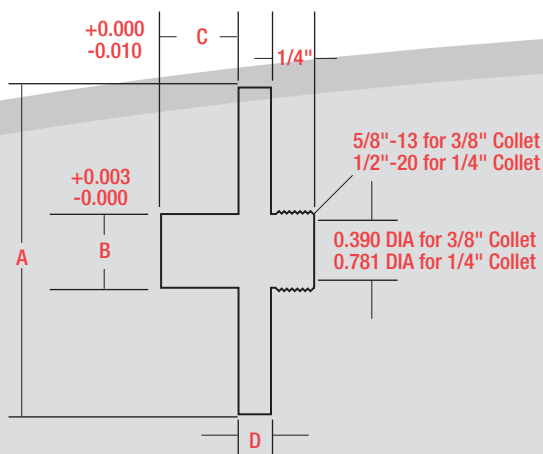
- Use 9500 Series Routers for edge trimming and finishing wood, fiberglass, aluminum and composites. Ideal for removing excess material from injection molded parts.
- Lightweight for easy one-handed operation. Easy depth adjustment does not require any wrenches or special tools.
- Available in 18,000 and 25,000 rpm as well as 1/4" and 3/8" shank to satisfy all application requirements.



MP-9525RTF-C4

Model	Capacity	Termination	Exhaust	RPM	Max HP	Length	Weight	Air Inlet Thread	Rec'd Hose Size	Avg. Air Cons
MP-9518RTF-C4	1/4" Bits	1/4" Collet	Front	18,000	0.95	8"	2.45 lbs	1/4"	3/8"	30 cfm
MP-9525RTF-C4	1/4" Bits	1/4" Collet	Front	25,000	0.95	8"	2.45 lbs	1/4"	3/8"	30 cfm
MP-9518RTF-C3	3/8" Bits	3/8" Collet	Front	18,000	0.95	8"	2.45 lbs	1/4"	3/8"	30 cfm
MP-9525RTF-C3	3/8" Bits	3/8" Collet	Front	25,000	0.95	8"	2.45 lbs	1/4"	3/8"	30 cfm

Router Guide	Collet Size	Dimensions in Inches			
		A	B	C	D
GR-2531	3/8"	1-1/2"	1/2"	3/8"	1/8"
GR-2402	1/4"	1"	3/8"	3/8"	1/8"
GR-2420	1/4"	1"	5/8"	1/8"	1/8"





MP-9524DGS-C4



MP-9518DGR-C4

9500 Series 1/4" Collet Die Grinders

Features:

- Use 9500 Series Die Grinders for grinding, sanding, honing, deburring and polishing a variety of materials. Ideal for tool and die work to create the precise contours of dies and molds.
- Small and compact for confined areas and hard to reach surfaces. Includes all wrenches required to make changing abrasives quick and easy.
- Available in a variety of speeds and collet sizes for use with all materials.

Model	Capacity	Termination	Exhaust	RPM	Max HP	Length	Weight	Air Inlet Thread	Rec'd Hose Size	Avg. Air Cons
MP-9518DGF-C4	1" Carbide Burr, 2" Wheel	1/4" Collet	Front	18,000	0.95	7"	1.9 lbs	1/4"	3/8"	35 cfm
MP-9518DGR-C4	1" Carbide Burr, 2" Wheel	1/4" Collet	Rear	18,000	0.95	7-3/8"	1.9 lbs	1/4"	3/8"	30 cfm
MP-9518DGS-C4	1" Carbide Burr, 2" Wheel	1/4" Collet	Side	18,000	0.95	7"	1.9 lbs	1/4"	3/8"	32 cfm
MP-9520DGR-C4	1" Carbide Burr, 2" Wheel	1/4" Collet	Rear	20,000	0.95	7-3/8"	1.9 lbs	1/4"	3/8"	35 cfm
MP-9524DGS-C4	1" Carbide Burr, 2" Wheel	1/4" Collet	Side	24,000	0.95	7"	1.9 lbs	1/4"	3/8"	32 cfm
MP-9525DGF-C4	1" Carbide Burr, 2" Wheel	1/4" Collet	Front	25,000	0.95	7"	1.9 lbs	1/4"	3/8"	35 cfm
MP-9525DGR-C4	1" Carbide Burr, 2" Wheel	1/4" Collet	Rear	25,000	0.95	7-3/8"	1.9 lbs	1/4"	3/8"	30 cfm

C4 = 1/4" Collet Insert (standard)

Also Available: C6 = 3/16" Collet Insert, C6M = 6mm Collet Insert, C3 = 3/8" Collet Insert, C5 = 5/16" Collet Insert, C8 = 1/8" Collet Insert



MP-9518WGR-384T1

9500 Series 4" Wheel Grinder

Features:

- Use 9500 Series Wheel Grinder for grinding, sanding, honing, deburring and polishing a variety of materials.
- Small and compact for confined areas and hard-to-reach surfaces. Includes all wrenches required to make changing abrasives quick and easy.

Model	Wheel Capacity	Termination	Exhaust	RPM	Max HP	Length	Weight	Air Inlet Thread	Rec'd Hose Size	Avg. Air Cons
MP-9518WGR-384T1	4" Guard, Type 1	3/8"-24 External Thread	Rear	18,000	0.95	7-3/8"	2.2 lbs	1/4"	3/8"	35 cfm

1500 SERIES GRINDER



MP-1514DGF-C4

1500 Series Die Grinders

Manufactured with a steel housing for long life. Features governor and 1/4" three-piece collet. Designed for the toughest deburring, chamfering or surface prep applications.

Model	Capacity	Termination	Exhaust	RPM	Max HP	Length	Weight	Air Inlet Thread	Rec'd Hose Size	Avg. Air Cons
MP-1509DGF-C4	1" Carbide Burr, 2" Wheel	1/4" Collet	Front	9000	1.5	8-5/8"	2.75 lbs	3/8"	3/8"	19 cfm
MP-1512DGF-C4	1" Carbide Burr, 2" Wheel	1/4" Collet	Front	12,000	1.5	8-5/8"	2.75 lbs	3/8"	3/8"	19 cfm
MP-1514DGF-C4	1" Carbide Burr, 2" Wheel	1/4" Collet	Front	14,000	1.5	8-5/8"	2.75 lbs	3/8"	3/8"	20 cfm
MP-1518DGF-C4	1" Carbide Burr, 2" Wheel	1/4" Collet	Front	18,000	1.5	8-5/8"	2.75 lbs	3/8"	3/8"	21 cfm
MP-1509DGS-C4	1" Carbide Burr, 2" Wheel	1/4" Collet	Side	9000	1.5	8-5/8"	2.75 lbs	3/8"	3/8"	19 cfm
MP-1512DGS-C4	1" Carbide Burr, 2" Wheel	1/4" Collet	Side	12,000	1.5	8-5/8"	2.75 lbs	3/8"	3/8"	19 cfm
MP-1514DGS-C4	1" Carbide Burr, 2" Wheel	1/4" Collet	Side	14,000	1.5	8-5/8"	2.75 lbs	3/8"	3/8"	20 cfm
MP-1518DGS-C4	1" Carbide Burr, 2" Wheel	1/4" Collet	Side	18,000	1.5	8-5/8"	2.75 lbs	3/8"	3/8"	21 cfm

C4 = 1/4" Collet Insert (standard)

Also Available: C6 = 3/16" Collet Insert, C6M = 6mm Collet Insert, C3 = 3/8" Collet Insert, C5 = 5/16" Collet Insert, C8 = 1/8" Collet Insert



MP-1512EXTHGS-383CW

1500 Series Cone Wheel Grinders

Manufactured with a steel housing for long life. Features governor, rotating exhaust diffuser and hardened spindle. Designed for the toughest foundry, casting, deburring or flashing removal applications.

Model	Wheel Capacity	Termination	Exhaust	RPM	Max HP	Length	Weight	Air Inlet Thread	Rec'd Hose Size	Avg. Air Cons
MP-1509EXTHGS-383CW	1.25"	3/8"-24 External Thread	Side	9000	1.5	14-3/8"	3.5 lbs	3/8"	3/8"	19 cfm
MP-1512EXTHGS-383CW	1.25"	3/8"-24 External Thread	Side	12,000	1.5	14-3/8"	3.5 lbs	3/8"	3/8"	19 cfm
MP-1514EXTHGS-383CW	1.25"	3/8"-24 External Thread	Side	14,000	1.5	14-3/8"	3.5 lbs	3/8"	3/8"	20 cfm
MP-1518EXTHGS-383CW	1.25"	3/8"-24 External Thread	Side	18,000	1.5	14-3/8"	3.5 lbs	3/8"	3/8"	21 cfm
MP-1509EXTHGS-123CW	1.25"	1/2"-13 External Thread	Side	9,000	1.5	14-3/8"	3.5 lbs	3/8"	3/8"	19 cfm
MP-1512EXTHGS-123CW	1.25"	1/2"-13 External Thread	Side	12,000	1.5	14-3/8"	3.5 lbs	3/8"	3/8"	19 cfm
MP-1514EXTHGS-123CW	1.25"	1/2"-13 External Thread	Side	14,000	1.5	14-3/8"	3.5 lbs	3/8"	3/8"	20 cfm
MP-1518EXTHGS-123CW	1.25"	1/2"-13 External Thread	Side	18,000	1.5	14-3/8"	3.5 lbs	3/8"	3/8"	21 cfm
MP-1509EXTHGS-583CW	1.25"	5/8"-11 External Thread	Side	9,000	1.5	14-3/8"	3.5 lbs	3/8"	3/8"	19 cfm
MP-1512EXTHGS-583CW	1.25"	5/8"-11 External Thread	Side	12,000	1.5	14-3/8"	3.5 lbs	3/8"	3/8"	19 cfm
MP-1514EXTHGS-583CW	1.25"	5/8"-11 External Thread	Side	14,000	1.5	14-3/8"	3.5 lbs	3/8"	3/8"	20 cfm
MP-1518EXTHGS-583CW	1.25"	5/8"-11 External Thread	Side	18,000	1.5	14-3/8"	3.5 lbs	3/8"	3/8"	21 cfm



MP-1514EXTHGS-384T1

1500 Series Extended Wheel Grinders

Manufactured with a steel housing for long life in foundries. Features governor, rotating exhaust deflector and hardened spindle. Designed for the toughest grinding and material removal applications.

Model	Wheel Capacity	Termination	Exhaust	RPM	Max HP	Length	Weight	Air Inlet Thread	Rec'd Hose Size	Avg. Air Cons
MP-1509EXTHGS-384T1	4" Type 1	3/8"-24 External Thread	Side	9000	1.5	14-3/8"	3.5 lbs	3/8"	3/8"	19 cfm
MP-1512EXTHGS-384T1	4" Type 1	3/8"-24 External Thread	Side	12,000	1.5	14-3/8"	3.5 lbs	3/8"	3/8"	19 cfm
MP-1514EXTHGS-384T1	4" Type 1	3/8"-24 External Thread	Side	14,000	1.5	14-3/8"	3.5 lbs	3/8"	3/8"	20 cfm
MP-1518EXTHGS-384T1	4" Type 1	3/8"-24 External Thread	Side	18,000	1.5	14-3/8"	3.5 lbs	3/8"	3/8"	21 cfm



MP-1514EXTDGS-C4

1500 Series Extended Die Grinders

Manufactured with a steel housing for long life in foundries. Features governor, rotating exhaust deflector, and hardened spindle. Designed for the toughest grinding and material removal applications.

Model	Capacity	Termination	Exhaust	RPM	Max HP	Length	Weight	Air Inlet Thread	Rec'd Hose Size	Avg. Air Cons
MP-1509EXTDGS-C4	1" Carbide Burr, 2" Wheel	1/4" Collet	Side	9000	1.5	14-3/8"	3.5 lbs	3/8"	3/8"	19 cfm
MP-1512EXTDGS-C4	1" Carbide Burr, 2" Wheel	1/4" Collet	Side	12,000	1.5	14-3/8"	3.5 lbs	3/8"	3/8"	19 cfm
MP-1514EXTDGS-C4	1" Carbide Burr, 2" Wheel	1/4" Collet	Side	14,000	1.5	14-3/8"	3.5 lbs	3/8"	3/8"	20 cfm
MP-1518EXTDGS-C4	1" Carbide Burr, 2" Wheel	1/4" Collet	Side	18,000	1.5	14-3/8"	3.5 lbs	3/8"	3/8"	21 cfm

C4 = 1/4" Collet Insert (standard)

Also Available: C6 = 3/16" Collet Insert, C6M = 6mm Collet Insert, C3 = 3/8" Collet Insert, C5 = 5/16" Collet Insert, C8 = 1/8" Collet Insert



MP-1518BGS-38121-21

1500 Series Belt Grinders

Manufactured with a steel housing for long life in foundries. Features governor and rotating exhaust deflector. Designed for the toughest sanding and deburring applications. Rubber contact wheel can be configured on the drive spindle or the idler wheel based on customer application.

Model	Belt Capacity	Termination	Exhaust	RPM	Max HP	Length	Weight	Air Inlet Thread	Rec'd Hose Size	Avg. Air Cons
MP-1509BGS-38121-21*	12" x 1"	3/8"-24 External Thread	Side	9000	1.5	14-3/8"	4 lbs	3/8"	3/8"	19 cfm
MP-1512BGS-38121-21*	12" x 1"	3/8"-24 External Thread	Side	12,000	1.5	14-3/8"	4 lbs	3/8"	3/8"	19 cfm
MP-1514BGS-38121-21*	12" x 1"	3/8"-24 External Thread	Side	14,000	1.5	14-3/8"	4 lbs	3/8"	3/8"	20 cfm
MP-1518BGS-38121-21*	12" x 1"	3/8"-24 External Thread	Side	18,000	1.5	14-3/8"	4 lbs	3/8"	3/8"	21 cfm
MP-1509BGS-38121-12**	12" x 1"	3/8"-24 External Thread	Side	9000	1.5	14-3/8"	4 lbs	3/8"	3/8"	19 cfm
MP-1512BGS-38121-12**	12" x 1"	3/8"-24 External Thread	Side	12,000	1.5	14-3/8"	4 lbs	3/8"	3/8"	19 cfm
MP-1514BGS-38121-12**	12" x 1"	3/8"-24 External Thread	Side	14,000	1.5	14-3/8"	4 lbs	3/8"	3/8"	20 cfm
MP-1518BGS-38121-12**	12" x 1"	3/8"-24 External Thread	Side	18,000	1.5	14-3/8"	4 lbs	3/8"	3/8"	21 cfm

* Rubber drive wheel and steel pulley

** Steel drive wheel and rubber pulley

Call Today to Order • 800-521-8104

10-9



MODULAR EXTENSIONS

Modular Extensions for the 9500 & 1500 Series Grinders

Modular Extended Grinder applications include heavy-duty grinding, sanding, polishing with burrs, cone wheels, wire brushes, flap-type abrasives, and more. All models are designed and built for a long trouble-free operating life. A wide range of optional speeds, motors, lengths and terminations allows you to customize the tool to your particular needs.



Extension Sub-Assemblies


Combining our extension sub-assemblies allows for a variety of configurations: Lengths available in 6", 12", 18", 24", 36" or 48" (1500 Series Only)

Reach the Most Difficult Areas

Small diameter extended length front-end allows for two-handed operation in reaching difficult areas.

Heavy-Duty Construction

Features heavy-duty "double-row" front bearings for maximum spindle support.





1500 SERIES GRINDER

MODULAR EXTENSIONS

Less Operator Fatigue


Independent spindle and air motor design reduces vibrations.

Built to Last

Hardened steel motor parts for extended tool life.

Safety First

All tools feature two-step safety levers.





9500 Series Modular Stick Grinders Collet Termination

9500 Series Model	Capacity	Termination	Exhaust	RPM	Max HP	Length	Weight	Air Inlet Thread	Rec'd Hose Size	Avg. Air Cons
MP-9518EXT12DGR-C4	1" Carbide Burr, 2" Wheel	1/4" Collet	Rear	18,000	0.95	18-3/4"	3.8 lbs	1/4"	3/8"	30 cfm
MP-9518EXT24DGR-C4	1" Carbide Burr, 2" Wheel	1/4" Collet	Rear	18,000	0.95	30-3/4"	6.6 lbs	1/4"	3/8"	30 cfm
MP-9518EXT36DGR-C4	1" Carbide Burr, 2" Wheel	1/4" Collet	Rear	18,000	0.95	42-3/4"	9.4 lbs	1/4"	3/8"	30 cfm
MP-9520EXT12DGR-C4	1" Carbide Burr, 2" Wheel	1/4" Collet	Rear	20,000	0.95	18-3/4"	3.8 lbs	1/4"	3/8"	30 cfm
MP-9520EXT24DGR-C4	1" Carbide Burr, 2" Wheel	1/4" Collet	Rear	20,000	0.95	30-3/4"	6.6 lbs	1/4"	3/8"	30 cfm
MP-9520EXT36DGR-C4	1" Carbide Burr, 2" Wheel	1/4" Collet	Rear	20,000	0.95	42-3/4"	9.4 lbs	1/4"	3/8"	30 cfm
MP-9525EXT12DGR-C4	1" Carbide Burr, 2" Wheel	1/4" Collet	Rear	25,000	0.95	18-3/4"	3.8 lbs	1/4"	3/8"	30 cfm
MP-9525EXT24DGR-C4	1" Carbide Burr, 2" Wheel	1/4" Collet	Rear	25,000	0.95	30-3/4"	6.6 lbs	1/4"	3/8"	30 cfm
MP-9525EXT36DGR-C4	1" Carbide Burr, 2" Wheel	1/4" Collet	Rear	25,000	0.95	42-3/4"	9.4 lbs	1/4"	3/8"	30 cfm
MP-9518EXT12DGS-C4	1" Carbide Burr, 2" Wheel	1/4" Collet	Side	18,000	0.95	18-3/4"	3.8 lbs	1/4"	3/8"	30 cfm
MP-9518EXT18DGS-C4	1" Carbide Burr, 2" Wheel	1/4" Collet	Side	18,000	0.95	24-3/4"	5.3 lbs	1/4"	3/8"	30 cfm
MP-9518EXT24DGS-C4	1" Carbide Burr, 2" Wheel	1/4" Collet	Side	18,000	0.95	30-3/4"	6.6 lbs	1/4"	3/8"	30 cfm
MP-9518EXT36DGS-C4	1" Carbide Burr, 2" Wheel	1/4" Collet	Side	18,000	0.95	42-3/4"	9.4 lbs	1/4"	3/8"	30 cfm
MP-9524EXT12DGS-C4	1" Carbide Burr, 2" Wheel	1/4" Collet	Side	24,000	0.95	18-3/4"	3.8 lbs	1/4"	3/8"	30 cfm
MP-9524EXT18DGS-C4	1" Carbide Burr, 2" Wheel	1/4" Collet	Side	24,000	0.95	24-3/4"	5.3 lbs	1/4"	3/8"	30 cfm
MP-9524EXT24DGS-C4	1" Carbide Burr, 2" Wheel	1/4" Collet	Side	24,000	0.95	30-3/4"	6.6 lbs	1/4"	3/8"	30 cfm
MP-9524EXT36DGS-C4	1" Carbide Burr, 2" Wheel	1/4" Collet	Side	24,000	0.95	42-3/4"	9.4 lbs	1/4"	3/8"	30 cfm



MP-1509EXT12DGS-C4



MP-1512EXT24DGS-C4



MP-1514EXT36DGS-C4



MP-1518EXT48DGS-C4



1500 Series Modular Stick Grinders Collet Termination

1500 Series Model	Capacity	Termination	Exhaust	RPM	Max HP	Length	Weight	Air Inlet Thread	Rec'd Hose Size	Avg. Air Cons
MP-1509EXT12DGS-C4	1" Carbide Burr, 2" Wheel	1/4" Collet	Side	9000	1.5	20-3/8"	5 lbs	3/8"	3/8"	19 cfm
MP-1509EXT24DGS-C4	1" Carbide Burr, 2" Wheel	1/4" Collet	Side	9000	1.5	32-3/8"	7.8 lbs	3/8"	3/8"	19 cfm
MP-1509EXT36DGS-C4	1" Carbide Burr, 2" Wheel	1/4" Collet	Side	9000	1.5	44-3/8"	10.6 lbs	3/8"	3/8"	19 cfm
MP-1509EXT48DGS-C4	1" Carbide Burr, 2" Wheel	1/4" Collet	Side	9000	1.5	56-3/8"	12.8 lbs	3/8"	3/8"	19 cfm
MP-1512EXT12DGS-C4	1" Carbide Burr, 2" Wheel	1/4" Collet	Side	12,000	1.5	20-3/8"	5 lbs	3/8"	3/8"	19 cfm
MP-1512EXT24DGS-C4	1" Carbide Burr, 2" Wheel	1/4" Collet	Side	12,000	1.5	32-3/8"	7.8 lbs	3/8"	3/8"	19 cfm
MP-1512EXT36DGS-C4	1" Carbide Burr, 2" Wheel	1/4" Collet	Side	12,000	1.5	44-3/8"	10.6 lbs	3/8"	3/8"	19 cfm
MP-1512EXT48DGS-C4	1" Carbide Burr, 2" Wheel	1/4" Collet	Side	12,000	1.5	56-3/8"	12.8 lbs	3/8"	3/8"	19 cfm
MP-1514EXT12DGS-C4	1" Carbide Burr, 2" Wheel	1/4" Collet	Side	14,000	1.5	20-3/8"	5 lbs	3/8"	3/8"	19 cfm
MP-1514EXT24DGS-C4	1" Carbide Burr, 2" Wheel	1/4" Collet	Side	14,000	1.5	32-3/8"	7.8 lbs	3/8"	3/8"	19 cfm
MP-1514EXT36DGS-C4	1" Carbide Burr, 2" Wheel	1/4" Collet	Side	14,000	1.5	44-3/8"	10.6 lbs	3/8"	3/8"	19 cfm
MP-1514EXT48DGS-C4	1" Carbide Burr, 2" Wheel	1/4" Collet	Side	14,000	1.5	56-3/8"	12.8 lbs	3/8"	3/8"	19 cfm
MP-1518EXT12DGS-C4	1" Carbide Burr, 2" Wheel	1/4" Collet	Side	18,000	1.5	20-3/8"	5 lbs	3/8"	3/8"	19 cfm
MP-1518EXT24DGS-C4	1" Carbide Burr, 2" Wheel	1/4" Collet	Side	18,000	1.5	32-3/8"	7.8 lbs	3/8"	3/8"	19 cfm
MP-1518EXT36DGS-C4	1" Carbide Burr, 2" Wheel	1/4" Collet	Side	18,000	1.5	44-3/8"	10.6 lbs	3/8"	3/8"	19 cfm
MP-1518EXT48DGS-C4	1" Carbide Burr, 2" Wheel	1/4" Collet	Side	18,000	1.5	56-3/8"	12.8 lbs	3/8"	3/8"	19 cfm

Call Today to Order • 800-521-8104

10-13



9500 Series Modular Stick Grinders 3/8"-24 Cone Wheel Termination

9500 Series Model	Capacity	Termination	Exhaust	RPM	Max HP	Length	Weight	Air Inlet Thread	Rec'd Hose Size	Avg. Air Cons
MP-9518EXT12HGR-383CW	1-1/4" Cone Wheel	3/8"-24 Thread	Rear	18,000	0.95	18-3/4"	3.8 lbs	1/4"	3/8"	30 cfm
MP-9518EXT24HGR-383CW	1-1/4" Cone Wheel	3/8"-24 Thread	Rear	18,000	0.95	30-3/4"	6.6 lbs	1/4"	3/8"	30 cfm
MP-9518EXT36HGR-383CW	1-1/4" Cone Wheel	3/8"-24 Thread	Rear	18,000	0.95	42-3/4"	9.4 lbs	1/4"	3/8"	30 cfm
MP-9520EXT12HGR-383CW	1-1/4" Cone Wheel	3/8"-24 Thread	Rear	20,000	0.95	18-3/4"	3.8 lbs	1/4"	3/8"	30 cfm
MP-9520EXT24HGR-383CW	1-1/4" Cone Wheel	3/8"-24 Thread	Rear	20,000	0.95	30-3/4"	6.6 lbs	1/4"	3/8"	30 cfm
MP-9520EXT36HGR-383CW	1-1/4" Cone Wheel	3/8"-24 Thread	Rear	20,000	0.95	42-3/4"	9.4 lbs	1/4"	1/4"	30 cfm
MP-9520EXT48HGR-383CW	1-1/4" Cone Wheel	3/8"-24 Thread	Rear	20,000	0.95	54-3/4"	11.6 lbs	1/4"	1/4"	30 cfm
MP-9525EXT12HGR-383CW	1-1/4" Cone Wheel	3/8"-24 Thread	Rear	25,000	0.95	18-3/4"	3.8 lbs	1/4"	3/8"	30 cfm
MP-9525EXT24HGR-383CW	1-1/4" Cone Wheel	3/8"-24 Thread	Rear	25,000	0.95	30-3/4"	6.6 lbs	1/4"	3/8"	30 cfm
MP-9525EXT36HGR-383CW	1-1/4" Cone Wheel	3/8"-24 Thread	Rear	25,000	0.95	42-3/4"	9.4 lbs	1/4"	1/4"	30 cfm
MP-9525EXT48HGR-383CW	1-1/4" Cone Wheel	3/8"-24 Thread	Rear	25,000	0.95	54-3/4"	11.6 lbs	1/4"	1/4"	30 cfm
MP-9518EXT12HGS-383CW	1-1/4" Cone Wheel	3/8"-24 Thread	Side	18,000	0.95	18-3/4"	3.8 lbs	1/4"	3/8"	30 cfm
MP-9518EXT18HGS-383CW	1-1/4" Cone Wheel	3/8"-24 Thread	Side	18,000	0.95	24-3/4"	5.3 lbs	1/4"	3/8"	30 cfm
MP-9518EXT24HGS-383CW	1-1/4" Cone Wheel	3/8"-24 Thread	Side	18,000	0.95	30-3/4"	6.6 lbs	1/4"	3/8"	30 cfm
MP-9518EXT36HGS-383CW	1-1/4" Cone Wheel	3/8"-24 Thread	Side	18,000	0.95	42-3/4"	9.4 lbs	1/4"	1/4"	30 cfm
MP-9518EXT48HGS-383CW	1-1/4" Cone Wheel	3/8"-24 Thread	Side	18,000	0.95	54-3/4"	11.6 lbs	1/4"	1/4"	30 cfm
MP-9524EXT12HGS-383CW	1-1/4" Cone Wheel	3/8"-24 Thread	Side	24,000	0.95	18-3/4"	3.8 lbs	1/4"	3/8"	30 cfm
MP-9524EXT18HGS-383CW	1-1/4" Cone Wheel	3/8"-24 Thread	Side	24,000	0.95	24-3/4"	5.3 lbs	1/4"	3/8"	30 cfm
MP-9524EXT24HGS-383CW	1-1/4" Cone Wheel	3/8"-24 Thread	Side	24,000	0.95	30-3/4"	6.6 lbs	1/4"	3/8"	30 cfm
MP-9524EXT36HGS-383CW	1-1/4" Cone Wheel	3/8"-24 Thread	Side	25,000	0.95	42-3/4"	9.4 lbs	1/4"	1/4"	30 cfm
MP-9524EXT48HGS-383CW	1-1/4" Cone Wheel	3/8"-24 Thread	Side	18,000	0.95	54-3/4"	11.6 lbs	1/4"	1/4"	30 cfm



MP-1509EXT12HGS-383CW



MP-1512EXT24HGS-383CW



MP-1514EXT36HGS-383CW



MP-1518EXT48HGS-383CW



1500 Series Modular Stick Grinders 3/8"-24 Cone Wheel Termination

1500 Series Model	Capacity	Termination	Exhaust	RPM	Max HP	Length	Weight	Air Inlet Thread	Rec'd Hose Size	Avg. Air Cons
MP-1509EXT12HGS-383CW	1-1/4" Cone Wheel	3/8"-24 Thread	Side	9000	1.5	20-3/8"	5 lbs	3/8"	3/8"	19 cfm
MP-1509EXT24HGS-383CW	1-1/4" Cone Wheel	3/8"-24 Thread	Side	9000	1.5	32-3/8"	7.8 lbs	3/8"	3/8"	19 cfm
MP-1509EXT36HGS-383CW	1-1/4" Cone Wheel	3/8"-24 Thread	Side	9000	1.5	44-3/8"	10.6 lbs	3/8"	3/8"	19 cfm
MP-1509EXT48HGS-383CW	1-1/4" Cone Wheel	3/8"-24 Thread	Side	9000	1.5	56-3/8"	12.8 lbs	3/8"	3/8"	19 cfm
MP-1512EXT12HGS-383CW	1-1/4" Cone Wheel	3/8"-24 Thread	Side	12,000	1.5	20-3/8"	5 lbs	3/8"	3/8"	19 cfm
MP-1512EXT24HGS-383CW	1-1/4" Cone Wheel	3/8"-24 Thread	Side	12,000	1.5	32-3/8"	7.8 lbs	3/8"	3/8"	19 cfm
MP-1512EXT36HGS-383CW	1-1/4" Cone Wheel	3/8"-24 Thread	Side	12,000	1.5	44-3/8"	10.6 lbs	3/8"	3/8"	19 cfm
MP-1512EXT48HGS-383CW	1-1/4" Cone Wheel	3/8"-24 Thread	Side	12,000	1.5	56-3/8"	12.8 lbs	3/8"	3/8"	19 cfm
MP-1514EXT12HGS-383CW	1-1/4" Cone Wheel	3/8"-24 Thread	Side	14,000	1.5	20-3/8"	5 lbs	3/8"	3/8"	19 cfm
MP-1514EXT24HGS-383CW	1-1/4" Cone Wheel	3/8"-24 Thread	Side	14,000	1.5	32-3/8"	7.8 lbs	3/8"	3/8"	19 cfm
MP-1514EXT36HGS-383CW	1-1/4" Cone Wheel	3/8"-24 Thread	Side	14,000	1.5	44-3/8"	10.6 lbs	3/8"	3/8"	19 cfm
MP-1514EXT48HGS-383CW	1-1/4" Cone Wheel	3/8"-24 Thread	Side	14,000	1.5	56-3/8"	12.8 lbs	3/8"	3/8"	19 cfm
MP-1518EXT12HGS-383CW	1-1/4" Cone Wheel	3/8"-24 Thread	Side	18,000	1.5	20-3/8"	5 lbs	3/8"	3/8"	19 cfm
MP-1518EXT24HGS-383CW	1-1/4" Cone Wheel	3/8"-24 Thread	Side	18,000	1.5	32-3/8"	7.8 lbs	3/8"	3/8"	19 cfm
MP-1518EXT36HGS-383CW	1-1/4" Cone Wheel	3/8"-24 Thread	Side	18,000	1.5	44-3/8"	10.6 lbs	3/8"	3/8"	19 cfm
MP-1518EXT48HGS-383CW	1-1/4" Cone Wheel	3/8"-24 Thread	Side	14,000	1.5	56-3/8"	12.8 lbs	3/8"	3/8"	19 cfm

Call Today to Order • 800-521-8104

10-15



MP-1509EXT12HGS-583CW



MP-1512EXT24HGS-583CW



MP-1514EXT36HGS-583CW



MP-1518EXT48HGS-583CW



1500 Series Modular Stick Grinders 5/8"-11 Cone Wheel Termination

1500 Series Model	Capacity	Termination	Exhaust	RPM	Max HP	Length	Weight	Air Inlet Thread	Rec'd Hose Size	Avg. Air Cons
MP-1509EXT12HGS-583CW	1-1/4" Cone Wheel	5/8"-11 Thread	Side	9000	1.5	20-7/8"	5 lbs	3/8"	3/8"	19 cfm
MP-1509EXT24HGS-583CW	1-1/4" Cone Wheel	5/8"-11 Thread	Side	9000	1.5	32-7/8"	7.8 lbs	3/8"	3/8"	19 cfm
MP-1509EXT36HGS-583CW	1-1/4" Cone Wheel	5/8"-11 Thread	Side	9000	1.5	44-7/8"	10.6 lbs	3/8"	3/8"	19 cfm
MP-1509EXT48HGS-583CW	1-1/4" Cone Wheel	5/8"-11 Thread	Side	9000	1.5	56-7/8"	12.8 lbs	3/8"	3/8"	19 cfm
MP-1512EXT12HGS-583CW	1-1/4" Cone Wheel	5/8"-11 Thread	Side	12,000	1.5	20-7/8"	5 lbs	3/8"	3/8"	19 cfm
MP-1512EXT24HGS-583CW	1-1/4" Cone Wheel	5/8"-11 Thread	Side	12,000	1.5	32-7/8"	7.8 lbs	3/8"	3/8"	19 cfm
MP-1512EXT36HGS-583CW	1-1/4" Cone Wheel	5/8"-11 Thread	Side	12,000	1.5	44-7/8"	10.6 lbs	3/8"	3/8"	19 cfm
MP-1512EXT48HGS-583CW	1-1/4" Cone Wheel	5/8"-11 Thread	Side	12,000	1.5	56-7/8"	12.8 lbs	3/8"	3/8"	19 cfm
MP-1514EXT12HGS-583CW	1-1/4" Cone Wheel	5/8"-11 Thread	Side	14,000	1.5	20-7/8"	5 lbs	3/8"	3/8"	19 cfm
MP-1514EXT24HGS-583CW	1-1/4" Cone Wheel	5/8"-11 Thread	Side	14,000	1.5	32-7/8"	7.8 lbs	3/8"	3/8"	19 cfm
MP-1514EXT36HGS-583CW	1-1/4" Cone Wheel	5/8"-11 Thread	Side	14,000	1.5	44-7/8"	10.6 lbs	3/8"	3/8"	19 cfm
MP-1514EXT48HGS-583CW	1-1/4" Cone Wheel	5/8"-11 Thread	Side	14,000	1.5	56-7/8"	12.8 lbs	3/8"	3/8"	19 cfm
MP-1518EXT12HGS-583CW	1-1/4" Cone Wheel	5/8"-11 Thread	Side	18,000	1.5	20-7/8"	5 lbs	3/8"	3/8"	19 cfm
MP-1518EXT24HGS-583CW	1-1/4" Cone Wheel	5/8"-11 Thread	Side	18,000	1.5	32-7/8"	7.8 lbs	3/8"	3/8"	19 cfm
MP-1518EXT36HGS-583CW	1-1/4" Cone Wheel	5/8"-11 Thread	Side	18,000	1.5	44-7/8"	10.6 lbs	3/8"	3/8"	19 cfm
MP-1518EXT48HGS-583CW	1-1/4" Cone Wheel	5/8"-11 Thread	Side	18,000	1.5	56-7/8"	12.8 lbs	3/8"	3/8"	19 cfm



MP-9518EXT12HGR-384T1



MP-9518EXT48HGS-384T1

9500 Series Modular Stick Grinders Type 1 Wheel Termination

9500 Series Model	Capacity	Termination	Exhaust	RPM	Max HP	Length	Weight	Air Inlet Thread	Rec'd Hose Size	Avg. Air Cons
MP-9518EXT12HGR-384T1	4" Type 1 Wheel	3/8"-24 Thread	Rear	18,000	0.95	24-3/4"	4.2 lbs	1/4"	3/8"	30 cfm
MP-9518EXT24HGR-384T1	4" Type 1 Wheel	3/8"-24 Thread	Rear	18,000	0.95	30-3/4"	7 lbs	1/4"	3/8"	30 cfm
MP-9518EXT36HGR-384T1	4" Type 1 Wheel	3/8"-24 Thread	Rear	18,000	0.95	42-3/4"	9.8 lbs	1/4"	3/8"	30 cfm
MP-9518EXT48HGR-384T1	4" Type 1 Wheel	3/8"-24 Thread	Rear	18,000	0.95	54-3/4"	12 lbs	1/4"	3/8"	30 cfm
MP-9518EXT12HGS-384T1	4" Type 1 Wheel	3/8"-24 Thread	Side	18,000	0.95	24-3/4"	4.2 lbs	1/4"	3/8"	30 cfm
MP-9518EXT24HGS-384T1	4" Type 1 Wheel	3/8"-24 Thread	Side	18,000	0.95	30-3/4"	7 lbs	1/4"	3/8"	30 cfm
MP-9518EXT30HGS-384T1	4" Type 1 Wheel	3/8"-24 Thread	Side	18,000	0.95	36-3/4"	8.1 lbs	1/4"	3/8"	30 cfm
MP-9518EXT36HGS-384T1	4" Type 1 Wheel	3/8"-24 Thread	Side	18,000	0.95	42-3/4"	9.8 lbs	1/4"	3/8"	30 cfm
MP-9518EXT48HGS-384T1	4" Type 1 Wheel	3/8"-24 Thread	Side	18,000	0.95	54-3/4"	12 lbs	1/4"	3/8"	30 cfm



MP-1514EXT24HGS-384T1

1500 Series Modular Stick Grinders Type 1 Wheel Termination

1500 Series Model	Capacity	Termination	Exhaust	RPM	Max HP	Length	Weight	Air Inlet Thread	Rec'd Hose Size	Avg. Air Cons
MP-1509EXT12HGS-384T1	4" Type 1 Wheel	3/8"-24 Thread	Side	9000	1.5	20-3/8"	5.5 lbs	3/8"	3/8"	19 cfm
MP-1509EXT24HGS-384T1	4" Type 1 Wheel	3/8"-24 Thread	Side	9000	1.5	32-3/8"	8.3 lbs	3/8"	3/8"	19 cfm
MP-1509EXT36HGS-384T1	4" Type 1 Wheel	3/8"-24 Thread	Side	9000	1.5	44-3/8"	11.1 lbs	3/8"	3/8"	19 cfm
MP-1509EXT48HGS-384T1	4" Type 1 Wheel	3/8"-24 Thread	Side	9000	1.5	56-3/8"	13.3 lbs	3/8"	3/8"	19 cfm
MP-1512EXT12HGS-384T1	4" Type 1 Wheel	3/8"-24 Thread	Side	12,000	1.5	20-3/8"	5.5 lbs	3/8"	3/8"	19 cfm
MP-1512EXT24HGS-384T1	4" Type 1 Wheel	3/8"-24 Thread	Side	12,000	1.5	32-3/8"	8.3 lbs	3/8"	3/8"	19 cfm
MP-1512EXT36HGS-384T1	4" Type 1 Wheel	3/8"-24 Thread	Side	12,000	1.5	44-3/8"	11.1 lbs	3/8"	3/8"	19 cfm
MP-1512EXT48HGS-384T1	4" Type 1 Wheel	3/8"-24 Thread	Side	12,000	1.5	56-3/8"	13.3 lbs	3/8"	3/8"	19 cfm
MP-1514EXT12HGS-384T1	4" Type 1 Wheel	3/8"-24 Thread	Side	14,000	1.5	20-3/8"	5.5 lbs	3/8"	3/8"	19 cfm
MP-1514EXT24HGS-384T1	4" Type 1 Wheel	3/8"-24 Thread	Side	14,000	1.5	32-3/8"	8.3 lbs	3/8"	3/8"	19 cfm
MP-1514EXT36HGS-384T1	4" Type 1 Wheel	3/8"-24 Thread	Side	14,000	1.5	44-3/8"	11.1 lbs	3/8"	3/8"	19 cfm
MP-1514EXT48HGS-384T1	4" Type 1 Wheel	3/8"-24 Thread	Side	14,000	1.5	56-3/8"	13.3 lbs	3/8"	3/8"	19 cfm
MP-1518EXT12HGS-384T1	4" Type 1 Wheel	3/8"-24 Thread	Side	18,000	1.5	20-3/8"	5.5 lbs	3/8"	3/8"	19 cfm
MP-1518EXT24HGS-384T1	4" Type 1 Wheel	3/8"-24 Thread	Side	18,000	1.5	32-3/8"	8.3 lbs	3/8"	3/8"	19 cfm
MP-1518EXT36HGS-384T1	4" Type 1 Wheel	3/8"-24 Thread	Side	18,000	1.5	44-3/8"	11.1 lbs	3/8"	3/8"	19 cfm
MP-1518EXT48HGS-384T1	4" Type 1 Wheel	3/8"-24 Thread	Side	18,000	1.5	56-3/8"	13.3 lbs	3/8"	3/8"	19 cfm

Call Today to Order • 800-521-8104

10-17

The 2300 SERIES



The MP-2300 Series

Rugged, powerful and versatile grinders have been designed for the demanding industrial applications found in shipyards, foundries, steel fabrication and heavy machinery manufacturing.

They are also ideal for maintenance and repair operations in oil, gas, petrochemical, mining and construction industries. The 2300 Series offers one of the highest power-to-weight ratios in its class and is designed for high productivity and industrial use.

Design Features and Benefits:

- Powerful 2.3 hp motor for extreme performance and flexibility
- Governed motor to help maintain rpm under load for consistent material removal
- Durable beveled gearing with Zerk style grease fitting for easy maintenance and extended tool life
- Spindle lock button for fast and easy abrasive replacement

Ergonomic Features and Benefits:

- Reduced vibration dead handle for improved operator comfort
- Textured composite grip and safety lever teasing throttle for greater control
- Compact design for easier access and maneuverability in confined areas
- Low profile head for greater visibility of abrasive contact to work area
- Adjustable wheel guard increases position flexibility
- Rear exhaust directs air away from the work area (5' optional over hose exhaust kit available: 2312-50)

Applications:

- Easy and effective preparation of rough, rusted and uneven surfaces for fabrication
- Quick deburring, smoothing and finishing of weld joints
- Shaping and finishing of parts and castings
- On-site heavy truck and equipment repair
- Polishing and sanding

Wheel Not Included



GRINDERS



SANDERS



Model	Wheel Capacity	Free Speed	Spindle Thread	Max HP	Length	Weight	Air Inlet Thread	Rec'd Hose Size	Avg. Air Consumption
★ Grinders ★									
MP-2375-384T7	4" Type 27	7,500 rpm	3/8"-24	2.3	10"	4.5 lbs	3/8"	1/2"	35 cfm
MP-2310-384T7	4" Type 27	10,000 rpm	3/8"-24	2.3	10"	4.5 lbs	3/8"	1/2"	35 cfm
MP-2312-384T7	4" Type 27	12,000 rpm	3/8"-24	2.3	10"	4.5 lbs	3/8"	1/2"	35 cfm
MP-2313-384T7	4" Type 27	13,500 rpm	3/8"-24	2.3	10"	4.5 lbs	3/8"	1/2"	35 cfm
MP-2375-584T7	4" Type 27	7,500 rpm	5/8"-11	2.3	10"	4.5 lbs	3/8"	1/2"	35 cfm
MP-2310-584T7	4" Type 27	10,000 rpm	5/8"-11	2.3	10"	4.5 lbs	3/8"	1/2"	35 cfm
MP-2312-584T7	4" Type 27	12,000 rpm	5/8"-11	2.3	10"	4.5 lbs	3/8"	1/2"	35 cfm
MP-2313-584T7	4" Type 27	13,500 rpm	5/8"-11	2.3	10"	4.5 lbs	3/8"	1/2"	35 cfm
MP-2375-3845T7	4-1/2" Type 27	7,500 rpm	3/8"-24	2.3	10"	4.5 lbs	3/8"	1/2"	35 cfm
MP-2310-3845T7	4-1/2" Type 27	10,000 rpm	3/8"-24	2.3	10"	4.5 lbs	3/8"	1/2"	35 cfm
MP-2312-3845T7	4-1/2" Type 27	12,000 rpm	3/8"-24	2.3	10"	4.5 lbs	3/8"	1/2"	35 cfm
MP-2313-3845T7	4-1/2" Type 27	13,500 rpm	3/8"-24	2.3	10"	4.5 lbs	3/8"	1/2"	35 cfm
MP-2375-5845T7	4-1/2" Type 27	7,500 rpm	5/8"-11	2.3	10"	4.5 lbs	3/8"	1/2"	35 cfm
MP-2310-5845T7	4-1/2" Type 27	10,000 rpm	5/8"-11	2.3	10"	4.5 lbs	3/8"	1/2"	35 cfm
MP-2312-5845T7	4-1/2" Type 27	12,000 rpm	5/8"-11	2.3	10"	4.5 lbs	3/8"	1/2"	35 cfm
MP-2313-5845T7	4-1/2" Type 27	13,500 rpm	5/8"-11	2.3	10"	4.5 lbs	3/8"	1/2"	35 cfm
MP-2375-385T7	5" Type 27	7,500 rpm	3/8"-24	2.3	10"	4.5 lbs	3/8"	1/2"	35 cfm
MP-2310-385T7	5" Type 27	10,000 rpm	3/8"-24	2.3	10"	4.5 lbs	3/8"	1/2"	35 cfm
MP-2312-385T7	5" Type 27	12,000 rpm	3/8"-24	2.3	10"	4.5 lbs	3/8"	1/2"	35 cfm
MP-2313-385T7	5" Type 27	13,500 rpm	3/8"-24	2.3	10"	4.5 lbs	3/8"	1/2"	35 cfm
MP-2375-585T7	5" Type 27	7,500 rpm	5/8"-11	2.3	10"	4.5 lbs	3/8"	1/2"	35 cfm
MP-2310-585T7	5" Type 27	10,000 rpm	5/8"-11	2.3	10"	4.5 lbs	3/8"	1/2"	35 cfm
MP-2312-585T7	5" Type 27	12,000 rpm	5/8"-11	2.3	10"	4.5 lbs	3/8"	1/2"	35 cfm
MP-2313-585T7	5" Type 27	13,500 rpm	5/8"-11	2.3	10"	4.5 lbs	3/8"	1/2"	35 cfm
MP-2375-586T7	6" Type 27	7,500 rpm	5/8"-11	2.3	10"	4.5 lbs	3/8"	1/2"	35 cfm
MP-2310-586T7	6" Type 27	10,000 rpm	5/8"-11	2.3	10"	4.5 lbs	3/8"	1/2"	35 cfm
MP-2312-586T7	6" Type 27	12,000 rpm	5/8"-11	2.3	10"	4.5 lbs	3/8"	1/2"	35 cfm
MP-2313-586T7	6" Type 27	13,500 rpm	5/8"-11	2.3	10"	4.5 lbs	3/8"	1/2"	35 cfm
★ Sanders ★									
MP-2375-38S	5" Sanding Pad	7,500 rpm	3/8"-24	2.3	10"	4.5 lbs	3/8"	1/2"	35 cfm
MP-2310-38S	5" Sanding Pad	10,000 rpm	3/8"-24	2.3	10"	4.5 lbs	3/8"	1/2"	35 cfm
MP-2312-38S	5" Sanding Pad	12,000 rpm	3/8"-24	2.3	10"	4.5 lbs	3/8"	1/2"	35 cfm
MP-2313-38S	5" Sanding Pad	13,500 rpm	3/8"-24	2.3	10"	4.5 lbs	3/8"	1/2"	35 cfm
MP-2375-58S	5" Sanding Pad	7,500 rpm	5/8"-11	2.3	10"	4.5 lbs	3/8"	1/2"	35 cfm
MP-2310-58S	5" Sanding Pad	10,000 rpm	5/8"-11	2.3	10"	4.5 lbs	3/8"	1/2"	35 cfm
MP-2312-58S	5" Sanding Pad	12,000 rpm	5/8"-11	2.3	10"	4.5 lbs	3/8"	1/2"	35 cfm
MP-2313-58S	5" Sanding Pad	13,500 rpm	5/8"-11	2.3	10"	4.5 lbs	3/8"	1/2"	35 cfm

ACCESSORIES



2312-50
Over Hose Exhaust Kit



OIL-080
4 oz Oil



OIL-085
32 oz Oil



C098689
Grease Gun

Call Today to Order • 800-521-8104

10-19

Gold Standard - Industrial Grinders

Options Available:

- 50 Models
- Wheel Grinders: 3" and 4" Type 1 as well as 4" Type 27
- 200 and 300 Series Collets
- Extended Angle Grinders and Belt Sanders: 4" and 6" Extensions
- Disc Sanders: 2" Sanders
- Front & Rear Exhaust



Same quality you've come to expect:

- Compact suite of parts builds an expansive family of tools
- Hardened alloy steel cylinders enhancing power and longevity
- Housings milled from solid aluminum bar stock for precision and longevity. The machined ribs allow for grip and comfort
- Integrated regulator allows for operator adjustment without altering the air supply
- Precision machined, spiral bevel gears provide smooth operation and extended life
- All steel angle heads and thread guards stand up to demanding environments



G25300



G18901F

Straight Grinders

Model	Type	Exhaust	Capacity	Free Speed	Max HP	Overall Length	Weight	Air Inlet Thread	Rec'd Hose Size	Avg. Air Cons.
G25300	Straight	Rear	1/4" Collet	25,000 rpm	0.3	5-5/8"	.82 lbs	1/4"	1/4"	10 cfm
G25301F	Straight	Front	1/4" Collet	25,000 rpm	0.3	4-5/8"	.75 lbs	1/4"	1/4"	10 cfm
G22601F	Straight	Front	1/4" Collet	22,000 rpm	0.6	5-3/4"	1.28 lbs	1/4"	3/8"	21 cfm
G20600R	Straight	Rear	1/4" Collet	20,000 rpm	0.6	7"	1.47 lbs	1/4"	3/8"	21 cfm
G18901F	Straight	Front	1/4" Collet	18,000 rpm	0.9	6-1/4"	1.43 lbs	1/4"	3/8"	27 cfm
G18900R	Straight	Rear	1/4" Collet	18,000 rpm	0.9	7-1/4"	1.63 lbs	1/4"	3/8"	27 cfm



G25306B



G25308B

Extended Straight Grinders

Model	Type	Exhaust	Capacity	Free Speed	Max HP	Extension Length	Overall Length	Weight	Air Inlet Thread	Rec'd Hose Size	Avg. Air Cons.
G25304B	Ext Straight	Rear	1/4" Collet	25,000 rpm	0.3	3.5"	9-1/8"	1.30 lbs	1/4"	1/4"	10 cfm
G25306B	Ext Straight	Rear	1/4" Collet	25,000 rpm	0.3	5.5"	11-1/8"	1.50 lbs	1/4"	1/4"	10 cfm
G25308B	Ext Straight	Rear	1/4" Collet	25,000 rpm	0.3	7.5"	13-1/8"	1.70 lbs	1/4"	1/4"	10 cfm



Angle Grinders

Model	Type	Exhaust	Capacity	Free Speed	Max HP	Overall Length	Weight	Air Inlet Thread	Rec'd Hose Size	Avg. Air Consumption
G12390	Angle	Rear	1/4" Collet	12,000 rpm	0.3	5-3/4"	1.12 lbs	1/4"	1/4"	8 cfm
G12391F	Angle	Front	1/4" Collet	12,000 rpm	0.3	4-7/8"	1.05 lbs	1/4"	1/4"	8 cfm
G20390	Angle	Rear	1/4" Collet	20,000 rpm	0.3	5-3/4"	1.12 lbs	1/4"	1/4"	8 cfm
G20391F	Angle	Front	1/4" Collet	20,000 rpm	0.3	4-7/8"	1.05 lbs	1/4"	1/4"	8 cfm
G18690R-C4	Angle	Rear	1/4" Collet	18,000 rpm	0.6	8"	1.80 lbs	1/4"	3/8"	16 cfm
G14990R-C4	Angle	Rear	1/4" Collet	14,500 rpm	0.9	7-3/4"	2.05 lbs	1/4"	3/8"	22 cfm



Extended Angle Grinders

Model	Type	Exhaust	Capacity	Free Speed	Max HP	Extension Length	Overall Length	Weight	Air Inlet Thread	Rec'd Hose Size	Avg. Air Cons.
G12390E4	Ext Angle	Rear	1/4" Collet	12,000 rpm	0.3	3-1/2"	9-1/4"	1.80 lbs	1/4"	1/4"	8 cfm
G20390E4	Ext Angle	Rear	1/4" Collet	20,000 rpm	0.3	3-1/2"	9-1/4"	1.80 lbs	1/4"	1/4"	10 cfm
G12390E6	Ext Angle	Rear	1/4" Collet	12,000 rpm	0.3	5-1/2"	11-3/8"	2.07 lbs	1/4"	1/4"	8 cfm
G20390E6	Ext Angle	Rear	1/4" Collet	20,000 rpm	0.3	5-1/2"	11-3/8"	2.07 lbs	1/4"	1/4"	10 cfm
G18690RE4-C4	Ext Angle	Rear	1/4" Collet	18,000 rpm	0.6	3-1/2"	10-3/8"	2.00 lbs	1/4"	3/8"	16 cfm
G18690RE6-C4	Ext Angle	Rear	1/4" Collet	18,000 rpm	0.6	5-1/2"	12-3/8"	2.25 lbs	1/4"	3/8"	16 cfm
G14990RE4-C4	Ext Angle	Rear	1/4" Collet	14,500 rpm	0.9	3-1/2"	10-5/8"	2.25 lbs	1/4"	3/8"	22 cfm
G14990RE6-C4	Ext Angle	Rear	1/4" Collet	14,500 rpm	0.9	5-1/2"	12-5/8"	2.50 lbs	1/4"	3/8"	22 cfm



Angle Grinders

Model	Type	Exhaust	Capacity	Free Speed	Max HP	Overall Length	Weight	Air Inlet Thread	Rec'd Hose Size	Avg. Air Cons.
G18690R-384T7	Angle	Rear	4" Type 27 Wheel	18,000 rpm	0.6	8"	2.80 lbs	1/4"	1/4"	16 cfm
G14990R-384T7	Angle	Rear	4" Type 27 Wheel	14,500 rpm	0.9	8 1/4"	2.65 lbs	1/4"	1/4"	22 cfm
G18690R-384T1	Angle	Rear	4" Type 1 Wheel	18,000 rpm	0.6	8-1/4"	2.40 lbs	1/4"	3/8"	16 cfm
G14990R-384T1	Angle	Rear	4" Type 1 Wheel	14,000 rpm	0.9	8-1/2"	2.60 lbs	1/4"	3/8"	22 cfm



Extended Angle Grinders

Model	Type	Exhaust	Capacity	Free Speed	Max HP	Extension Length	Overall Length	Weight	Air Inlet Thread	Rec'd Hose Size	Avg. Air Cons.
G12390E4-383T1	Ext Angle	Rear	3" Type 1 Wheel	12,000 rpm	0.3	3-1/2"	9-1/2"	1.80 lbs	1/4"	3/8"	8 cfm
G20390E4-383T1	Ext Angle	Rear	3" Type 1 Wheel	20,000 rpm	0.3	3-1/2"	9-1/2"	1.80 lbs	1/4"	3/8"	8 cfm
G12390E6-383T1	Ext Angle	Rear	3" Type 1 Wheel	12,000 rpm	0.3	5-1/2"	11-5/8"	2.00 lbs	1/4"	3/8"	8 cfm
G20390E6-383T1	Ext Angle	Rear	3" Type 1 Wheel	20,000 rpm	0.3	5-1/2"	11-5/8"	2.00 lbs	1/4"	3/8"	8 cfm
G12390E4-384T1	Ext Angle	Rear	4" Type 1 Wheel	12,000 rpm	0.3	3-1/2"	9-1/2"	2.00 lbs	1/4"	1/4"	8 cfm
G20390E4-384T1	Ext Angle	Rear	4" Type 1 Wheel	20,000 rpm	0.3	3-1/2"	9-1/2"	2.00 lbs	1/4"	1/4"	8 cfm
G12390E6-384T1	Ext Angle	Rear	4" Type 1 Wheel	12,000 rpm	0.3	5-1/2"	11-5/8"	2.20 lbs	1/4"	1/4"	8 cfm
G20390E6-384T1	Ext Angle	Rear	4" Type 1 Wheel	20,000 rpm	0.3	5-1/2"	11-5/8"	2.20 lbs	1/4"	1/4"	8 cfm
G18690RE4-384T1	Ext Angle	Rear	4" Type 1 Wheel	18,000 rpm	0.6	3-1/2"	10-5/8"	2.20 lbs	1/4"	3/8"	16 cfm
G18690RE6-384T1	Ext Angle	Rear	4" Type 1 Wheel	18,000 rpm	0.6	5-1/2"	12-3/8"	2.45 lbs	1/4"	3/8"	16 cfm
G14990RE4-384T1	Ext Angle	Rear	4" Type 1 Wheel	14,500 rpm	0.9	3-1/2"	10-7/8"	2.45 lbs	1/4"	3/8"	22 cfm
G14990RE6-384T1	Ext Angle	Rear	4" Type 1 Wheel	14,500 rpm	0.9	5-1/2"	12-5/8"	2.70 lbs	1/4"	3/8"	22 cfm
G18690RE4-384T7	Ext Angle	Rear	4" Type 27 Wheel	18,000 rpm	0.6	3-1/2"	10-5/8"	3.00 lbs	1/4"	3/8"	16 cfm
G18690RE6-384T7	Ext Angle	Rear	4" Type 27 Wheel	18,000 rpm	0.6	5-1/2"	12-3/8"	3.30 lbs	1/4"	3/8"	16 cfm
G14990RE4-384T7	Ext Angle	Rear	4" Type 27 Wheel	14,500 rpm	0.9	3-1/2"	10-7/8"	3.25 lbs	1/4"	3/8"	22 cfm
G14990RE6-384T7	Ext Angle	Rear	4" Type 27 Wheel	14,500 rpm	0.9	5-1/2"	12-3/8"	3.55 lbs	1/4"	3/8"	22 cfm



Sanders

Model	Type	Exhaust	Capacity	Free Speed	Max HP	Extension Length	Overall Length	Weight	Air Inlet Thread	Rec'd Hose Size	Avg. Air Cons.
G20391F-382S	Sander	Front	2" Pad	20,000 rpm	0.3	-	4-7/8"	1.00 lbs	1/4"	1/4"	10 cfm
G20390-382S	Sander	Rear	2" Pad	20,000 rpm	0.3	-	5-3/4"	1.12 lbs	1/4"	1/4"	8 cfm
G34490E4-3823S	Sander	Rear	2" Pad or 3" Pad	3400 rpm	0.4	4"	10-3/4"	2.25 lbs	1/4"	1/4"	7 cfm
G12390-BA	Belt	Rear	1/2" x 12" Belt	12,000 rpm	0.3	-	10-3/8"	1.50 lbs	1/4"	1/4"	8 cfm
G12390-BA-EXT	Belt	Rear	1/2" x 18" Belt	12,000 rpm	0.3	-	13-3/8"	1.65 lbs	1/4"	1/4"	8 cfm
G20390-BA	Belt	Rear	1/2" x 12" Belt	20,000 rpm	0.3	-	10-3/8"	1.50 lbs	1/4"	1/4"	8 cfm
G12390E4-BA	Belt	Rear	1/2" x 12" Belt	12,000 rpm	0.3	3-1/2"	12-1/8"	2.18 lbs	1/4"	1/4"	8 cfm
G12390E6-BA	Belt	Rear	1/2" x 12" Belt	12,000 rpm	0.3	5-1/2"	16-1/4"	2.45 lbs	1/4"	1/4"	8 cfm

Wheel Guards



Grease Gun and Oil



Pads for Sander

3/8"-24 female threads



Call Today to Order • 800-521-8104

10-23

Steel Body Grinders

Heavy-duty grinders featuring a 0.9 hp motor and durable steel motor housing and construction for demanding industrial applications. Ideal for foundries, welding and fabrication shops, shipyards, rail car repair, and many other intense material removal applications. **Abrasives not included.**



MP-9113-14

MP-3040



MP-11650



MP-9113E-14



MP-3040E-C



MP-3040-E4

Steel Grinders

Model	Type	Exhaust	Collet Size	Spindle Thread	Wheel Size	Free Speed	Max HP	Height	Length	Weight	Air Inlet Thread	Rec'd Hose Size	Avg. Air Cons.
MP-9113-14	Straight	Front	1/4"	—	—	25,000 rpm	0.9	—	6-1/4"	2.25 lbs	1/4"	3/8"	12 cfm
MP-9113-38	Straight	Front	3/8"	—	—	25,000 rpm	0.9	—	6-1/4"	2.25 lbs	1/4"	3/8"	12 cfm
MP-9113E-14	Straight	Side	1/4"	—	—	25,000 rpm	0.9	—	11-1/4"	3.25 lbs	1/4"	3/8"	12 cfm
MP-9113-14-18000	Straight	Front	1/4"	—	—	18,000 rpm	0.9	—	6-1/4"	2.25 lbs	1/4"	3/8"	12 cfm
MP-9113E-14-18000	Straight	Side	1/4"	—	—	18,000 rpm	0.9	—	11-1/16"	3.30 lbs	1/4"	3/8"	12 cfm
MP-9113E-38	Straight	Side	3/8"	—	—	25,000 rpm	0.9	—	11-1/4"	3.25 lbs	1/4"	3/8"	12 cfm
MP-3040	Angle	Side	—	3/8"-24	4" Type 27	13,500 rpm	0.7	2-1/2"	8"	3.25 lbs	1/4"	3/8"	26 cfm
MP-3040-C	Angle	Side	1/4"	—	—	13,500 rpm	0.7	2-1/2"	8"	2.75 lbs	1/4"	3/8"	10 cfm
MP-3040-E4	Angle	Side	—	3/8"-24	4" Type 27	13,500 rpm	0.7	2-1/2"	10"	3.5 lbs	1/4"	3/8"	26 cfm
MP-3040E-C	Angle	Side	1/4"	—	—	13,500 rpm	0.7	2-1/2"	10"	3.25 lbs	1/4"	3/8"	10 cfm
MP-3050-E4	Angle	Side	—	3/8"-24	4" Type 27	13,500 rpm	0.7	2-1/2"	10-1/4"	3.75 lbs	1/4"	3/8"	12 cfm
MP-3050-E6	Angle	Side	—	3/8"-24	6" Type 27	13,500 rpm	0.7	2-3/4"	10-3/4"	4.65 lbs	1/4"	3/8"	11 cfm
MP-9115-EW	Straight	Side	—	3/8"-24	3" x 1/2" Type 1	18,000 rpm	0.9	—	12-3/4"	4.0 lbs	1/4"	3/8"	12 cfm
MP-11650	Angle	Side	—	5/8"-11	5" Type 27	11,000 rpm	0.9	3-1/4"	7-3/4"	5.0 lbs	1/4"	3/8"	21.5 cfm



C098689
Grease Gun

Aluminum Body Grinders

Heavy-duty grinders featuring a 0.9 hp motor and durable aluminum motor housing and construction for demanding industrial applications. Ideal for foundries, welding and fabrication shops, shipyards, rail car repair, and many other intense material removal applications. **Abrasives not included.**



MP-9113A-38



MP-3040A



MP-9113A-EW



MP-9113AE-14



MP-3040A-E4



MP-3040AE-C

Aluminum Grinders

Model	Type	Exhaust	Collet Size	Spindle Thread	Wheel Size	Free Speed	Max HP	Height	Length	Weight	Air Inlet Thread	Rec'd Hose Size	Avg. Air Cons.
MP-9113A-14	Straight	Front	1/4"	—	—	25,000 rpm	0.9	—	6-1/4"	1.5 lbs	1/4"	3/8"	12 cfm
MP-9113A-38	Straight	Front	3/8"	—	—	25,000 rpm	0.9	—	6-1/4"	1.5 lbs	1/4"	3/8"	12 cfm
MP-9113AE-14	Straight	Side	1/4"	—	—	25,000 rpm	0.9	—	11-1/4"	2.75 lbs	1/4"	3/8"	12 cfm
MP-9113AE-38	Straight	Side	3/8"	—	—	25,000 rpm	0.9	—	11-1/4"	2.75 lbs	1/4"	3/8"	12 cfm
MP-3040A	Angle	Side	—	3/8"-24	4" Type 27	13,500 rpm	0.7	2-1/2"	8"	3.25 lbs	1/4"	3/8"	26 cfm
MP-3040A-C	Angle	Side	1/4"	—	—	13,500 rpm	0.7	2-1/2"	8"	2.0 lbs	1/4"	3/8"	10 cfm
MP-3040A-E4	Angle	Side	—	3/8"-24	4" Type 27	13,500 rpm	0.7	2-1/2"	10"	2.75 lbs	1/4"	3/8"	26 cfm
MP-3040AE-C	Angle	Side	1/4"	—	—	13,500 rpm	0.7	2-1/2"	10"	2.25 lbs	1/4"	3/8"	10 cfm
MP-9113A-EW	Straight	Side	—	3/8"-24	3" x 1/2" Type 1	18,000 rpm	0.9		12-1/2"	3.0 lbs	1/4"	3/8"	12 cfm
MP-9115A-EW	Straight	Side	—	3/8"-24	3" x 1/2" Type 1	18,000 rpm	0.9		12-3/4"	3.75 lbs	1/4"	3/8"	12 cfm
MP-11650A	Angle	Side	—	5/8"-11	5" Type 27	11,000 rpm	0.9	3-1/4"	7-3/4"	4.25 lbs	1/4"	3/8"	21.5 cfm



C098689
Grease Gun

Call Today to Order • 800-521-8104

10-25



MP-1151B-ST



MP-2753-ST



MP-2754-ST



MP-7252-ST



MP-7255-ST

2-7/8"

3-1/4"

1/4" Die Grinders - Rear Exhaust

Comfort grip grinders feature an adjustable integrated regulator, 2-step recessed safety lever and rear exhaust. Ideal for delicate finishing work and general light grinding applications. Part of the MPT Quiet Tools family of grinders.

Replacement Parts

C-1073-0.125	1/8" Collet
C-1073-0.250	1/4" Collet
52225	Collet Nut
52227	Wrench (2)
51224	(MP-1151B-ST) Collet Nut

Model	Type	Collet Size	Free Speed	Maximum HP	Length	Weight	Air Inlet Thread	Rec'd Hose Size	Avg. Air Consumption
MP-1151B-ST	Straight	1/4"	20,000 rpm	0.25	7-13/32"	1.5 lb	1/4"	3/8"	4 cfm
MP-2753-ST	Straight	1/4"	25,000 rpm	0.3	6-1/8"	0.9 lbs	1/4"	3/8"	4 cfm
MP-2754-ST	Straight	1/4"	25,000 rpm	0.3	10-1/8"	1.5 lbs	1/4"	3/8"	4 cfm
MP-7252-ST	Angle	1/4"	20,000 rpm	0.3	6-1/2"	1.1 lbs	1/4"	3/8"	4 cfm
MP-7255-ST	Angle	1/4"	20,000 rpm	0.3	7-13/16"	1.1 lbs	1/4"	3/8"	4 cfm



MP-5214



MP-5214EX



MP-5290B-4

3-1/4"

1/4" Die Grinders - Rear Exhaust

With lightweight composite housing and a full 1 hp, these are ergonomic grinders are perfect for heavy-duty work. Features a recessed safety lever throttle, rear exhaust and a three-piece collet design, ideal for use in die shops, shipyards, foundries and fabrication shops.

Replacement Parts

5214-23	1/4" Collet
5214-24	Collet Nut
5214-32	Wrench (2)

Model	Type	Collet Size	Free Speed	Maximum HP	Length	Weight	Air Inlet Thread	Rec'd Hose Size	Avg. Air Consumption
MP-5214	Straight	1/4"	20,000 rpm	1	7-7/8"	1.8 lbs	1/4"	3/8"	5.3 cfm
MP-5214EX	Straight	1/4"	20,000 rpm	1	13"	2.6 lbs	1/4"	3/8"	5.3 cfm
MP-5290B-4	Angle	1/4"	12,000 rpm	1	8-3/8"	2.6 lbs	1/4"	3/8"	5.3 cfm



MP-1775-ST

1/4" Die Grinders

Powerful 1/4" grinders. Lever throttle, built-in power regulator and 1/4" collet. Lightweight, easy to handle for general grinding and deburring application.



MP-2775-ST



MP-AG21-ST



MP-SM512E

Replacement Parts

C-1073-0.125	1/8" Collet
C-1073-0.250	1/4" Collet
52225	Collet Nut
52227	Wrench (2)
51224	(MP-SM512E) Collet Nut

Model	Type	Exhaust	Collet Size	Free Speed	Maximum HP	Length	Weight	Air Inlet Thread	Rec'd Hose Size	Avg. Air Consumption
MP-1775-ST	Straight	Rear	1/4"	25,000 rpm	0.25	6"	0.8 lbs	1/4"	3/8"	4 cfm
MP-2775-ST	Angle	Rear	1/4"	22,000 rpm	0.4	6-1/8"	1.1 lb	1/4"	3/8"	4 cfm
MP-AG21-ST	Angle	Front	1/4"	22,000 rpm	0.5	5"	1 lb	1/4"	3/8"	4 cfm
MP-SM512E	Straight	Rear	1/4"	23,000 rpm	0.25	13-1/4"	2.6 lbs	1/4"	3/8"	4 cfm



MP-250L-ST

Angle Grinders - Side Exhaust

Durable and lightweight angle grinders featuring governed motors for continuous power. Equipped with dead handle for greater control and front exhaust for operator comfort. Ideal for dressing welds, grinding complex shapes or for removing rust and paint quickly. Wheel not included.

Model	Spindle Thread	Wheel Capacity	Free Speed	Maximum HP	Height	Length	Weight	Air Inlet Thread	Rec'd Hose Size	Avg. Air Consumption
MP-250L-ST	3/8"-24	4" Type 27	12,000 rpm	1	3-1/4"	9-1/2"	4.5 lbs	1/4"	3/8"	6 cfm
MP-250L-ST58	5/8"-11	5" Type 27	12,000 rpm	1	3-1/4"	9"	4.2 lbs	1/4"	3/8"	6 cfm



MP-1260-C8

Micro Pencil Grinders

Excellent for deburring, contouring and light grinding. Ergonomic rubber grip provides added comfort. Includes collet wrenches and exhaust over hose to direct exhaust away from the operator.



MP-0872-90-C8



MP-1321-90-1.2T27

Model	Type	Capacity	Free Speed	Length	Weight	Air Inlet Thread	Rec'd Hose Size	Avg. Air Consumption
MP-1260-C8	Straight	1/8" Collet	60,000 rpm	6-1/16"	0.8 lbs	1/4"	1/4"	1.8 cfm
MP-0872-90-C8	Angle	1/8" Collet	72,000 rpm	6-1/16"	0.8 lbs	1/4"	1/4"	1.8 cfm
MP-1321-90-1.2T27	Angle	1.2" Wheel	23,000 rpm	6-1/4"	0.5 lbs	1/4"	1/4"	1.8 cfm



MP-SM516

Micro Pencil Grinder

Compact, super lightweight and designed for operator efficiency. Fast and powerful for the toughest jobs. Will grind all materials with amazing speed and ease. Ideal for metal, plastic, wood and stone work.

Collet Size	Free Speed	Length	Weight	Air Inlet Thread	Rec'd Hose Size	Avg. Air Consumption
1/8"	56,000 rpm	5-1/2"	0.25 lbs	1/4"	1/4"	1.5 cfm

Replacement Part

560021 1/8" Collet



MP-SA5351-18

Precision Turbine Die Grinder

High speed grinder designed for efficient metal removal or delicate finishing. Ideal for production work or cleaning castings such as turbine blades.

Collet Size	Free Speed	Maximum HP	Length	Length w/ Hose	Weight	Air Inlet Thread	Rec'd Hose Size	Avg. Air Consumption
1/8"	100,000 rpm	0.6	5-1/4"	62"	0.8 lb	1/4"	1/4"	10 cfm

Replacement Part

SA5351-03 1/8" Collet



MP-9111SG-C4 - Front Exhaust **1/4\"**

Features variable speed safety throttle and front exhaust. Rugged heat-treated housing ensures long tool life in harsh applications. Smooth, quiet motor at high speeds to help reduce operator fatigue.

Collet Size	Free Speed	Maximum HP	Length	Weight	Air Inlet Thread	Rec'd Hose Size	Avg. Air Consumption
1/4"	25,000 rpm	0.6	6-1/4"	1.85 lbs	1/4"	3/8"	24 cfm

Replacement Parts

5214-23	1/4" Collet
5214-24	Collet Nut
5214-32	Wrench (2)



MP-4439-C4-SFTY

1/4\"

Features a one-piece hardened and chrome plated spindle for durability and long tool life. The ergonomic three-bearing motor housing reduces vibration to the operator. Ideal for tool and die shops, tool rooms, foundries and anywhere fast metal removal is required.

Collet Size	Free Speed	Maximum HP	Length	Weight	Air Inlet Thread	Rec'd Hose Size	Avg. Air Consumption
1/4"	23,000 rpm	0.5	7-3/16"	1.5 lbs	1/4"	3/8"	16 cfm

Replacement Parts

4439008	1/4" Collet
4439025	Collet Nut
G-3858	9/16" Wrench
G-3327	3/4" Wrench



MP-220-AT

1/4\"

Small, lightweight, rugged grinder ideal for automotive and light-duty industrial applications. Quality motor provides power, accuracy and durability. Variable speed control for high speed or high torque.

Collet Size	Free Speed	Maximum HP	Length	Weight	Air Inlet Thread	Rec'd Hose Size	Avg. Air Consumption
1/4"	22,000 rpm	0.5	6-3/4"	1.25 lbs	1/4"	3/8"	4 cfm

Replacement Parts

C-1073-0.125	1/8" Collet
C-1073-0.250	1/4" Collet
C-1005N	Collet Nut
220-30	Wrench
220-32	Wrench



MP-501C-14

1/4\"

Small, lightweight, all steel construction die grinder is rugged for automotive and industrial work. Quality motor provides power, accuracy and durability. Front exhaust keeps work area clean. Includes a two-step safety lever.

Collet Size	Free Speed	Maximum HP	Length	Weight	Air Inlet Thread	Rec'd Hose Size	Avg. Air Consumption
1/4"	22,000 rpm	0.3	6-1/2"	1.1 lbs	1/4"	3/8"	4 cfm



MP-1250

1/4" Right Angle Die Grinder - Front Exhaust

Lightweight, ultra compact grinder ideal for sanding and grinding intricate shapes in compact areas. Ideal for use in welding and fabrication shops, shipyards, foundries and many other industrial facilities.

Collet Size	Free Speed	Maximum HP	Length	Weight	Air Inlet Thread	Rec'd Hose Size	Avg. Air Consumption
1/4"	20,000 rpm	0.35	3-1/2"	0.88 lb	1/4"	3/8"	20 cfm



MP-303L-14B

1/4" Angle Die Grinder - Rear Exhaust

Features a 110° angle head for easier access to confined or hard-to-reach areas. Gearless inline air motor for durable, smooth operation. Built-in adjustable regulator for optimal control and safety teasing throttle.

Collet Size	Free Speed	Maximum HP	Length	Weight	Air Inlet Thread	Rec'd Hose Size	Avg. Air Consumption
1/4"	20,000 rpm	0.3	7"	1.3 lb	1/4"	3/8"	5 cfm

Replacement Parts

C-1073-0.125	1/8" Collet
C-1073-0.250	1/4" Collet
52225	Collet Nut
52227	Wrench (2)



MP-SM542

1/4" Angle Die Grinder - Side Exhaust

Ultra compact, powerful die grinder/sander with an integrated silencer. Ideal for intricate shapes in confined areas.

Collet Size	Free Speed	Maximum HP	Length	Weight	Air Inlet Thread	Rec'd Hose Size	Avg. Air Consumption
1/4"	20,000 rpm	0.3	5"	1.1 lb	1/4"	3/8"	4 cfm

Replacement Parts

C-1073-0.125	1/8" Collet
C-1073-0.250	1/4" Collet
52225	Collet Nut
52227	Wrench (2)



MP-4502

4" Angle Grinder - Rear Exhaust

Features rear exhaust, safety lever and composite handle for reduced operator fatigue. Heavy-duty angle grinder suitable for a wide range of material removal applications. Ideal for foundries, shipyards and fabrication shops. Wheel not included.

Wheel Capacity	Spindle Thread	Free Speed	Maximum HP	Length	Weight	Air Inlet Thread	Rec'd Hose Size	Avg. Air Consumption
4" Type 27	3/8"-24	12,000 rpm	1	12"	3.3 lbs	1/4"	3/8"	14 cfm



MP-1954PS-ST

5" Angle Grinder - Rear Exhaust

Lightweight, heavy-duty angle grinder featuring a vibration reducing dead handle and spindle lock for quick abrasive changing. Ideal for smoothing and finish work in fabrication and weld shops. **Wheel not included.**

Wheel Capacity	Spindle Thread	Free Speed	Maximum HP	Length	Weight	Air Inlet Thread	Rec'd Hose Size	Avg. Air Consumption
5" Type 27	5/8"-11	12,000 rpm	0.9	9-13/32"	4.4 lbs	1/4"	3/8"	4 cfm



MP-1732B-ST

4" Angle Grinder / Cut-Off Tool - Rear Exhaust

Features an 8-position guard with 126° of rotation, ergonomic grip, and spindle lock for easy abrasive replacement. Equipped with dead handle for greater control. Ideal for both grinding and cutting in facility maintenance and fabrication shops. **Wheel not included.**

Wheel Capacity	Spindle Thread	Free Speed	Maximum HP	Length	Weight	Air Inlet Thread	Rec'd Hose Size	Avg. Air Consumption
4" Type 1	3/8"-24	12,000 rpm	1.0	11"	3.7 lbs	1/4"	3/8"	4 cfm



MP-4610-ST

5" Angle Grinder - Rear Exhaust

Features a governed motor for continuous performance in heavy-duty applications and a low profile head for a better view of the work surface. Rear exhaust handle with comfort grip is designed to accept an over hose for dust and noise control. Ideal for contouring and aggressive material removal in foundries, fabrication and weld shops. **Wheel not included.**

Wheel Capacity	Spindle Thread	Free Speed	Maximum HP	Length	Weight	Air Inlet Thread	Rec'd Hose Size	Avg. Air Consumption
5" Type 27	5/8"-11	12,000 rpm	1	9-3/4"	4.4 lbs	3/8"	3/8"	4 cfm



MP-5158

5" Angle Grinder

Powerful motors for aggressive material removal in demanding applications. Features a vibration reduced dead handle and adjustable side exhaust. Ideal for foundries, heavy manufacturing, and fabrication shops. **Wheel not included.**

Wheel Capacity	Spindle Thread	Free Speed	Maximum HP	Length	Weight	Air Inlet Thread	Rec'd Hose Size	Avg. Air Consumption
5" Type 27	5/8"-11	12,000 rpm	1.6	10-7/8"	4 lbs	3/8"	1/2"	41 cfm



MP-7158

7" Angle Grinder

Powerful motors for aggressive material removal in demanding applications. Features a vibration reduced dead handle and adjustable side exhaust. Ideal for foundries, heavy manufacturing and fabrication shops. **Wheel not included.**

Wheel Capacity	Spindle Thread	Free Speed	Maximum HP	Length	Weight	Air Inlet Thread	Rec'd Hose Size	Avg. Air Consumption
7" Type 27	5/8"-11	8400 rpm	2.2	12-3/4"	7.25 lbs	3/8"	1/2"	56 cfm



MP-717A-ST

7" Angle Grinders - Side Exhaust

Features durable quality beveled gears, a powerful 1.3 hp motor for fast material removal, and a spindle lock for quick abrasive changing. Lightweight aluminum housing and dead handle help reduce operator fatigue. **Wheel not included.**


Model	Wheel Capacity	Spindle Thread	Free Speed	Maximum HP	Height	Length	Weight	Air Inlet Thread	Rec'd Hose Size	Avg. Air Consumption
MP-717A-ST	7" Type 1	5/8"-11	8500 rpm	1.3	4-1/4"	13-1/8"	7.3 lbs	3/8"	3/8"	6 cfm
MP-7177G-ST	7" Type 27	5/8"-11	8500 rpm	1.3	4-1/2"	13-3/4"	7.7 lbs	3/8"	3/8"	6 cfm



MP-1165-WATER



MP-3760-WATER



MP-7170-WATER

Water Feed Grinders - Side Exhaust

Features durable quality beveled gears and powerful motors for unmatched performance in demanding wet sanding applications. Lightweight aluminum housing and dead handle help reduce operator fatigue. Water attachments include shut-off valves at the tool. **Wheel not included.**

Model	Wheel Capacity	Spindle Thread	Free Speed	Maximum HP	Height	Length	Weight	Air Inlet Thread	Rec'd Hose Size	Avg. Air Consumption
MP-1165-WATER	5" Type 1	5/8"-11	11,000 rpm	0.9	4-1/4"	8-1/2"	4.45 lbs	1/4"	3/8"	22 cfm
MP-3760-WATER	7" Disc	5/8"-11	4500 rpm	1.0	4"	12-3/4"	5.50 lbs	1/4"	3/8"	6 cfm
MP-7170-WATER	7" Type 1	5/8"-11	8500 rpm	1.3	6-3/4"	15-3/8"	8.75 lbs	1/4"	3/8"	6 cfm

Straight Grinders - Side Exhaust

Heavy-duty 3 and 4 hp grinders featuring a high force, corrosion resistant governor to maintain speed and optimum grinding efficiency. Ideal for cleaning castings, smoothing, finishing, snagging welds, removing scale, rust and weld spatter. Perfect for fabrication shops, refineries, foundries, shipyards, steel mills and rental yards. **Wheel not included.**



MP-5666HS



MP-6648HS



650-HS-56A
6" Guard



650-HS-58A
8" Guard

Model No	Wheel Capacity	Spindle Thread	Free Speed	Maximum HP	Motor Housing Outer Diameter	Length	Weight	Air Inlet Thread	Rec'd Hose Size	Avg. Air Consumption
MP-5666HS	6" x 1" Type 1	5/8"-11	6000 rpm	3	4-1/2"	20-1/8"	10.5 lbs	1/2"	1/2"	60 cfm
MP-6666HS	6" x 1" Type 1	5/8"-11	6000 rpm	4	4-1/2"	20-7/8"	12.5 lbs	1/2"	1/2"	75 cfm
MP-5648HS	8" x 1" Type 1	5/8"-11	4500 rpm	3	4-1/2"	20-1/8"	10.5 lbs	1/2"	1/2"	60 cfm
MP-6648HS	8" x 1" Type 1	5/8"-11	4500 rpm	4	4-1/2"	20-7/8"	12.5 lbs	1/2"	1/2"	75 cfm
MP-5668HS	8" x 1" Type 1	5/8"-11	6000 rpm	3	4-1/2"	20-1/8"	10.5 lbs	1/2"	1/2"	60 cfm
MP-6668HS	8" x 1" Type 1	5/8"-11	6000 rpm	4	4-1/2"	20-7/8"	12.5 lbs	1/2"	1/2"	75 cfm



Vertical Grinders - Side Exhaust

Heavy-duty 3 and 4 hp grinders featuring a high force, corrosion resistant governor to maintain speed and optimum grinding efficiency. Ideal for cleaning castings, smoothing, finishing, snagging welds, removing scale, rust and weld spatter. Perfect for fabrication shops, refineries, foundries, shipyards, steel mills and rental yards. **Wheel not included.**



MP-5666VSC-ORANGE



MP-6667VS-ORANGE



MP-5669VS-ORANGE



92406
6" Guard



700-200
7" Guard



700-201
9" Guard

Model	Wheel Capacity	Spindle Thread	Free Speed	Maximum HP	Height	Weight w/o Guard	Weight w/ Guard	Air Inlet Thread	Rec'd Hose Size	Avg. Air Consumption
MP-5666VSC-ORANGE	6" Type 11	5/8"-11	6000 rpm	3	7-5/8"	7.85 lbs	10.2 lbs	1/2"	1/2"	45 cfm
MP-5667VS-ORANGE	7" Type 27	5/8"-11	6000 rpm	3	7-5/8"	7.85 lbs	9.4 lbs	1/2"	1/2"	45 cfm
MP-5669VS-ORANGE	9" Type 27	5/8"-11	6000 rpm	3	7-5/8"	7.85 lbs	9.85 lbs	1/2"	1/2"	45 cfm
MP-6666VSC-ORANGE	6" Type 11	5/8"-11	6000 rpm	4	8"	9.25 lbs	11.6 lbs	1/2"	1/2"	40 cfm
MP-6667VS-ORANGE	7" Type 27	5/8"-11	6000 rpm	4	8"	9.25 lbs	10.7 lbs	1/2"	1/2"	40 cfm
MP-6669VS-ORANGE	9" Type 27	5/8"-11	6000 rpm	4	8"	9.25 lbs	11.2 lbs	1/2"	1/2"	40 cfm



5667HANG-AMS
Optional Hanger for
MP-5667VS-ORANGE



MP-B3199C-45

MP-B3199CLW-6

B3199C Series

Vertical Grinders - Side Exhaust

Heavy-duty surface grinder designed for continuous production sanding and grinding in industrial plants. Will handle a large variety of surface grinding applications. Ideal for smoothing flat surfaces and cutting down high spots. Lightweight and easy to handle. Features safety lever throttle. **Wheel not included.**

Models	Wheel Capacity	Spindle Thread	Free Speed	Maximum HP	Height	Weight	Air Inlet Thread	Rec'd Hose Size	Avg. Air Consumption
MP-B3199C-45	6" Type 11	5/8"-11	4500 rpm	2	7-3/8"	8.5 lbs	1/2"	1/2"	9 cfm
MP-B3199CLW-6	7" Type 27	5/8"-11	6000 rpm	2	7-3/8"	8.5 lbs	1/2"	1/2"	9 cfm



MP-B6001M-45

Vertical Grinder - Side Exhaust

Vertical grinder designed for tough, extra-duty grinding jobs. Outstanding for general clean-up of all size castings, removal of scale, rust or paint by wire brushing and grinding butt welds. Provides maximum power under the worst operating conditions. Lightweight alloy housing allows for easy control and handling. 6" cup wheel guard with butterfly throttle is standard. Optional 9" wheel guard available. **Wheel not included.**

Wheel Capacity	Spindle Thread	Free Speed	Maximum HP	Height	Weight	Air Inlet Thread	Rec'd Hose Size	Avg. Air Consumption
6" Type 11	5/8"-11	4500 rpm	3	8"	12 lbs	1/2"	1/2"	13 cfm



MP-2511 - Side Exhaust

Cone Wheel Grinder

Designed for production grinding of small concave surfaces, especially in close quarters. Ideally used for small cone wheel grinding in foundry applications. **Cone not included.**

Capacity	Spindle Thread	Free Speed	Maximum HP	Motor Housing Outer Diameter	Length	Weight	Air Inlet Thread	Rec'd Hose Size	Avg. Air Consumption
2" Cone or Plug	5/8"-11	12,000 rpm	1.5	3-1/4"	18"	6.25 lbs	1/2"	1/2"	32 cfm

Collet Mount Adapters & Extensions

1/4" Collet Mount

Model	Hole Dia.	Wheel Width	Wheel Dia.	Screw Dia.	Length
AE-105A	3/8"	1/64" - 9/16"	3"	1"	2-1/2"
AE-106-1A		1/4" - 3/8"	3"	1"	2-1/8"
AE-124A		1/64" - 3/4"	3"	1"	2-5/8"
AE-126A		1/16" - 1/4"	2"	3/4"	2-1/8"
AE-127A		1/16" - 1/4"	3"	1"	2-13/16"



3/8" Collet Mount

Model	Hole Dia.	Wheel Width	Wheel Dia.	Screw Dia.	Length
AE-140A	3/8"	1/64" - 1/4"	3"	1"	2-1/2"
AE-141A	3/8"	1/16" - 3/4"	3"	1-1/8"	3"
AE-150A	3/8"	1/2"	3"	1"	2-5/8"
AE-226A	3/8"	1/64" - 1/2"	4"	1-3/8"	2-5/8"
AE-229A-1	1/2"	1/64" - 1/4"	4"	1-3/8"	2-5/8"

3/8" Collet Mount Cone and Plug Wheel

Model	Thread	Wheel Dia.	Length
AE-139	3/8"-24	3"	2-5/32"
AE-148	5/8"-11		2-5/32"
AE-206	5/8"-11		2-3/8"

1/4" Collet Mount Cone and Plug Wheel

Model No.	Thread	Wheel Dia.	Length
AE-109	5/8"-11	3"	2-5/32"
AE-123	3/8"-24		2-5/32"

Spindle Mount Adapters & Extensions

3/8"-24 Thread Mount

Model	Wheel I.D.	Wheel Width	Wheel Dia.	Thread	Length
AE-103A	3/8"	1/2"	3"	3/8"-24	2-1/2"
AE-115A		3/4"	3"		2-3/4"
AE-125A		3/4"	3"		2-5/8"
AE-175A		1/2"	3"		1-13/16"
AE-177A		5/8"	2"		1-15/16"



Thread Mount Cone and Plug Wheel

Model	Internal Thread	External Thread	Wheel Size	Length
AE-107-1	3/8"-24	5/8"-11	3"	2-1/8"
AE-107-2	1/2"-13	5/8"-11		2-1/8"
AE-107-3	3/8"-24	1/2"-20		2-1/8"
AE-118	3/8"-24	3/8"-24		2-1/8"
AE-122	3/8"-24	5/8"-11		15/16"
AE-131	3/8"-24	5/8"-11		2"
AE-176	3/8"-24	3/8"-24		13/16"
AE-182	3/8"-24	3/8"-24		3-5/16"



5/8"-11 Thread Mount

Model	External Thread	Internal Thread	Wheel Size	Length
AE-211	5/8"-11 x 3/4"	5/8"-11	1-3/16"	4-1/4"
AE-212	5/8"-11 x 3-3/4"	5/8"-11	1-3/16"	7-1/4"





Collet Chuck Assemblies

Assemblies for 1/4", 3/8" or 1/2" shank mounted wheels or rotary files. Other collets, collet inserts and collet chuck nuts available.

Model	Replaces	Style	Capacity	Collet Nut	Length	Internal Thread
C-1001A C-1002A	ARO #30489-1 ARO #30854-3 MPT #43801-3	2-piece 3-piece 3-piece	1/4"	C-1001N C-1002N C-1002N	1-7/8" 2-1/4" 2-1/4"	3/8"-24
C-1007A	Dresser #849142	2-piece		C-1007N	2-3/16"	
C-1008A C-1009A	I-R #ROA-390-1/4" B&D #718504	2-piece	1/4"	C-1008N C-1009N	2-1/2" 1-5/8"	3/8"-24
C-1010A	Rotor #M827-1037 B&D #718587			C-1009N C-1010N	1-5/8" 2-1/2"	
C-1012A	Rockwell #Y-373 Rotor #M1086-1096	2-piece	1/4"	C-1012N	1-9/16"	3/8"-24
C-1013A C-1014A	Thor #70480 Thor #58980			C-1012N C-1013N C-1014N	1-9/16" 1-5/8" 2-3/16"	
C-1015A C-1016A	B&D #718590 3/8" cap. H.D. Grinders 1/2" cap.	2-piece 2-piece	3/8" 1/2"	C-1015N C-1045N	2-3/8" 2-11/16"	3/8"-24
C-1021A	Erickson #A43807	4-piece	1/4"	C-1021N	1-3/4"	
C-1023A-0.250 C-1023A-0.375	Erickson #A34464 Erickson #A34464	3-piece 3-piece	1/4" 3/8"	C-1023N C-1023N	1-7/8" 1-7/8"	
C-1024A C-1032A	All H.D. Grinders ARO #41753-3	2-piece 3-piece	1/4"	C-1010N C-1032N	2-5/8" 2-1/4"	1/2"-13 3/8"-24
C-1034A C-1035A-0.250	Erickson #A48590 Erickson #A16488/Double Angle	4-piece 3-piece		C-1021N C-1035N	1-3/4" 2-1/16"	5/16"-24 3/8"-24
C-1036A C-1039A	CP #C-069969 All H.D. Grinders	2-piece	1/4"	C-1036N C-1039N	3-1/2" 3-1/8"	3/8"-24 1/2"-13
C-1049A-5/7/9	ARO #30385-1			C-1049N	5"/7"/9"	3/8"-24
C-1056A C-1060A	All H.D. Grinders CP #S-0066271Y	2-piece	1/4" 1/4"	C-1039N C-1013N	3-1/8" 2-3/16"	1/2"-13 3/8"-24
C-1070A	B&D #44016		3/8"	C-1070N	2-5/8"	3/8"-24
C-1079A-0.250 C-1079A-0.375		3-piece	1/4" 3/8"	C-1079N C-1079N	2-1/4"	3/8"-24
C-1084A-0.250 C-1084A-0.375 C-1084A-0.500		3-piece	1/4" 3/8" 1/2"	C-1084N	2-1/2"	3/8"-24
C-1084A-1220-0.250 C-1084A-1220-0.375 C-1084A-1220-0.500		3-piece	1/4" 3/8" 1/2"	C-1084N	2-1/2"	1/2"-20
C-1104A C-1114A		2-piece	1/4" 3/8"	C-1107N	3-1/8" 3"	5/8"-11



Call Today to Order • 800-521-8104

10-37

Collet Inserts

Replacement collet inserts for collet chuck assemblies.

Model	Replaces	Size
C-1025-0.125 C-1025-0.250	ARO #30847; MP #44850	1/8" 1/4"
C-1026-0.250	Rockwell #1006647	1/4"
C-1027-0.125 C-1027-0.1875 C-1027-0.250	ARO #31812; B&D #44001; CP #C110299; I-R #G120-700; Rotor #1233-1317	1/8" 3/16" 1/4"
C-1028-0.125 C-1028-0.1875 C-1028-0.250 C-1028-0.375	ARO #32968; CP #C119729Y; I-R #G140-700	1/8" 3/16" 1/4" 3/8"
C-1030-0.125 C-1030-0.250	B&D #71852 (not shown)	1/8" 1/4"
C-1033-0.125 C-1033-0.250	ARO #41750	1/8" 1/4"
C-1074-0.125 C-1074-0.250	CP #KF124524-C-138727; Rockwell #92233; UPI #1610 & #551	1/8" 1/4"
C-1093-0.125 C-1093-0.1875 C-1093-0.250	B&D #718523-1/8"; B&D #718524-3/16"; B&D #718520-1/4"	1/8" 3/16" 1/4"



C-1025



C-1027



C-1028



C-1033



C-1074



C-1093

Collet Chuck Nuts

Collet chuck nuts are available for all collet chucks.

Model	Replaces
C-1005N	I-R #308-699; CP #KF-124525
C-1009N	B&D #718519; Master #550-35
C-1023N	ARO #44129; CP #C-122770; Dotco #2058
C-1062N	I-R #G140-699; ATS #C-1023N
C-1091N	Gardner-Denver #10549-525354
TP10742	Nitto Kohki MAS-20B



C-1005N



C-1009N



C-1091N



C-1023N



C-1062N



TP10742

Collet Adaptors

These adaptors permit the use of various mounted wheels or burs without changing collet chucks. All adaptors are made with a collar to aid in removal with a minimal inconvenience.

Model	Size
C-1040-0.0937	1/4" to 3/32"
C-1040-0.1562	1/4" to 5/32"
C-1040-0.125	1/4" to 1/8"
C-1040-0.1875	1/4" to 3/16"
C-1042	3/8" to 1/4"
C-1043	1/2" to 3/8"
C-1044	1/2" to 1/4"
C-1048	3/8" to 5/16"



C-1040



C-1042



C-1044